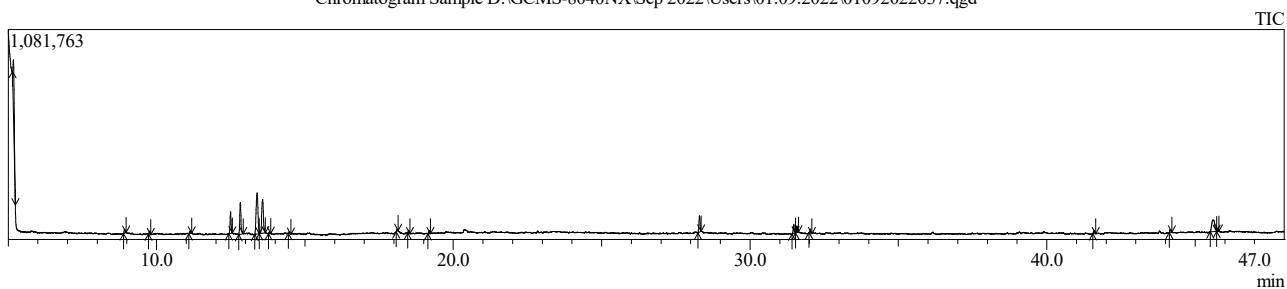


TNAU

Sample Information

Analyzed by : Admin
 Analyzed : 03-Sep-22 1:14:02 AM
 Sample Type : Unknown
 Level # : 1
 Sample Name : Sample
 Sample ID : 12-3
 IS Amount : [1]=1
 Sample Amount : 1
 Dilution Factor : 1
 Vial # : 13
 Injection Volume : 5.00
 Data File : D:\GCMS-8040NX\Sep 2022\Users\01.09.2022\01092022037.qgd
 Org Data File : D:\GCMS-8040NX\Sep 2022\Users\01.09.2022\01092022037.qgd
 Method File : D:\GCMS-8040NX\Sep 2022\Method\Scan_methodfile.qgm
 Org Method File : D:\GCMS-8040NX\Sep 2022\Method\Scan_methodfile.qgm
 Report File :
 Tuning File : D:\GCMS-8040NX\Aug 2022\Tuning Data\TUNING 25082022.qgt
 Modified by : Admin
 Modified : 05-Sep-22 11:13:16 AM

Chromatogram Sample D:\GCMS-8040NX\Sep 2022\Users\01.09.2022\01092022037.qgd



Peak Report TIC

Peak#	R.Time	Area	Area%	Height	Height%	A/H	Similarity	Name
1	5.174	708428	16.34	245702	18.96	2.88	98	Pyridine
2	8.921	54892	1.27	19665	1.52	2.79	85	1-Butanol, 3-methyl-, acetate
3	9.768	39857	0.92	17144	1.32	2.32	94	Pentasiloxane, dodecamethyl-
4	11.134	34914	0.81	12404	0.96	2.81	39	Methyl arachidonate
5	12.492	277971	6.41	110111	8.50	2.52	73	2,5-Cyclohexadiene-1,4-dione, dioxime
6	12.822	456019	10.52	165724	12.79	2.75	73	2,5-Cyclohexadiene-1,4-dione, dioxime
7	13.388	911565	21.02	210680	16.26	4.33	53	Methyl cis-13,16-Docosadienate
8	13.573	690829	15.93	173708	13.40	3.98	53	Methyl cis-13,16-Docosadienate
9	13.800	19696	0.45	8144	0.63	2.42	47	Boric acid-3TMS
10	14.467	27175	0.63	11060	0.85	2.46	72	2,3-Dimethyl-para-anisaldehyde
11	18.112	19024	0.44	9582	0.74	1.99	89	.beta.-D-Glucopyranose, 1,6-anhydro-
12	18.495	33440	0.77	15000	1.16	2.23	91	2,4-Di-tert-butylphenol
13	19.192	38948	0.90	14354	1.11	2.71	86	2,4-Di-tert-butylphenoxytrimethylsilane
14	28.296	218926	5.05	83168	6.42	2.63	95	n-Hexadecanoic acid
15	31.473	123644	2.85	44633	3.44	2.77	94	9,12-Octadecadienoic acid (Z,Z)-
16	31.580	100587	2.32	33681	2.60	2.99	88	cis-9-Hexadecenal
17	32.030	42562	0.98	19485	1.50	2.18	93	Octadecanoic acid
18	41.602	43544	1.00	15435	1.19	2.82	83	Tetracosamethyl-cyclododecasiloxane
19	44.157	40205	0.93	14712	1.14	2.73	88	13-Docosenamide, (Z)-
20	45.601	426512	9.84	60247	4.65	7.08	91	Diosgenin
21	45.767	27012	0.62	11223	0.87	2.41	78	Tetracosamethyl-cyclododecasiloxane
		4335750	100.00	1295862	100.00			

TNAU

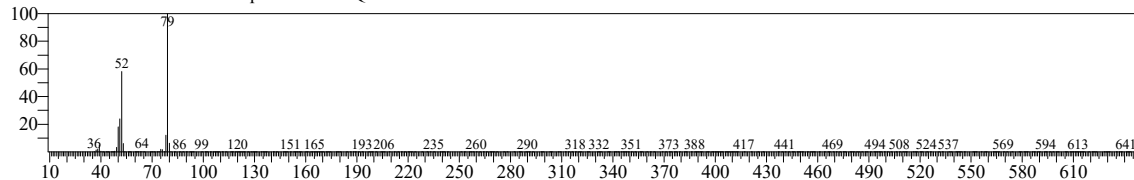
Library

<< Target >>

Line#:1 R.Time:5.175(Scan#:36) MassPeaks:335

RawMode:Averaged 5.170-5.180(35-37) BasePeak:79.05(101115)

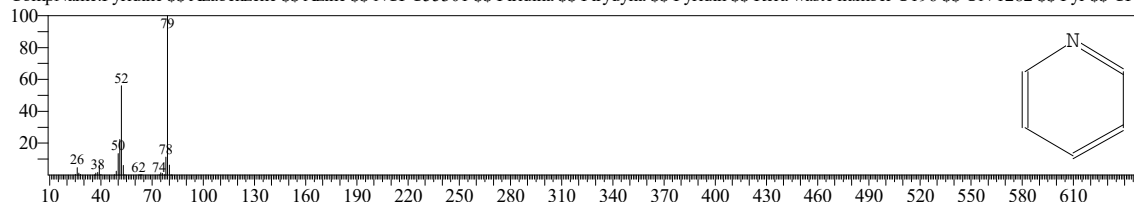
BG Mode:Calc. from Peak Group 1 - Event 1 Q3 Scan



Hit#:1 Entry:498 Library:NIST20M1.lib

SI:98 Formula:C5H5N CAS:110-86-1 MolWeight:79 RetIndex:674

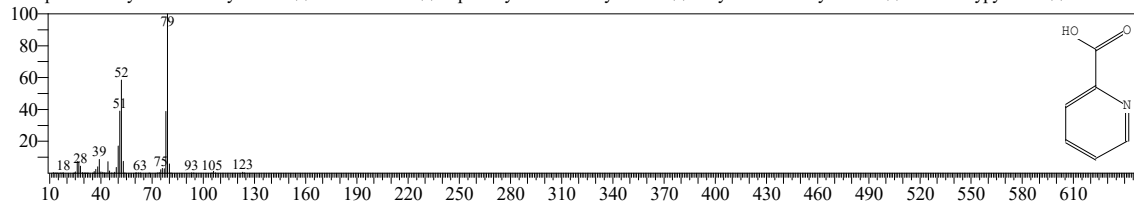
CompName:Pyridine \$\$ Azabenzene \$\$ Azine \$\$ NCI-C55301 \$\$ Piridina \$\$ Prydyna \$\$ Pyridin \$\$ Rcra waste number U196 \$\$ UN 1282 \$\$ Pyr \$\$ CP :



Hit#:2 Entry:6149 Library:NIST20M1.lib

SI:92 Formula:C6H5NO2 CAS:98-98-6 MolWeight:123 RetIndex:1144

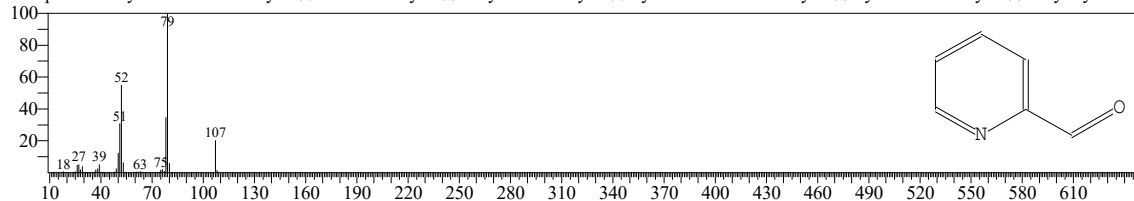
CompName:2-Pyridinecarboxylic acid \$\$ Picolinic acid \$\$.alpha.-Pyridinecarboxylic acid \$\$ o-Pyridinecarboxylic acid \$\$ 2-Carboxypyridine \$\$ 2-Picolinic



Hit#:3 Entry:2869 Library:NIST20M1.lib

SI:91 Formula:C6H5NO CAS:1121-60-4 MolWeight:107 RetIndex:976

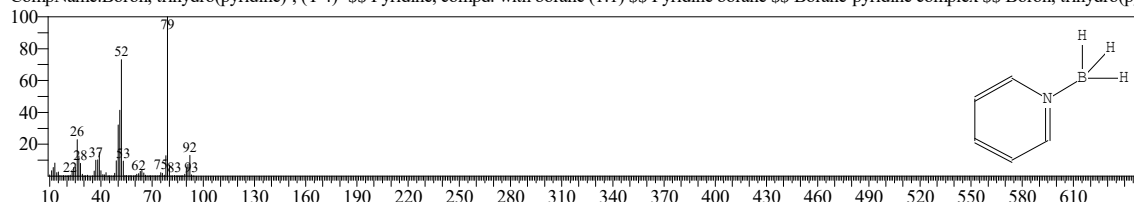
CompName:2-Pyridinecarboxaldehyde \$\$ Picolinaldehyde \$\$ 2-Pyridinealdehyde \$\$ Pyridine-2-carboxaldehyde \$\$ Pyridine-2-aldehyde \$\$ 2-Pyridylaldehy



Hit#:4 Entry:1275 Library:NIST20M1.lib

SI:86 Formula:C5H8BN CAS:110-51-0 MolWeight:93 RetIndex:0

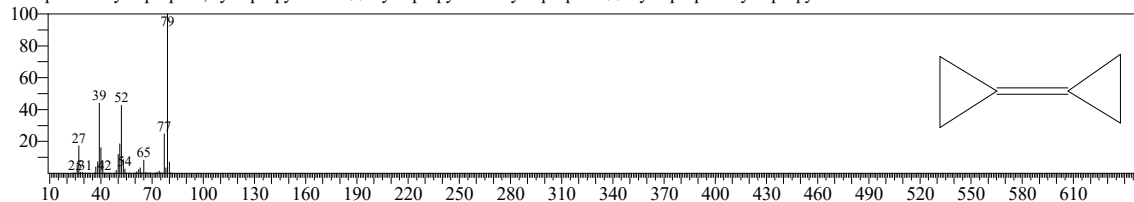
CompName:boron, trihydro(pyridine)-, (T-4)- \$\$ Pyridine, compd. with borane (1:1) \$\$ Pyridine borane \$\$ Borane-pyridine complex \$\$ Boron, trihydro(py



Hit#:5 Entry:539 Library:NIST20M1.lib

SI:85 Formula:C6H8 CAS:27567-82-4 MolWeight:80 RetIndex:661

CompName:Cyclopropane, cyclopropylidene- \$\$ Cyclopropylidene cyclopropane \$\$ Cyclopropane cyclopropylidene-



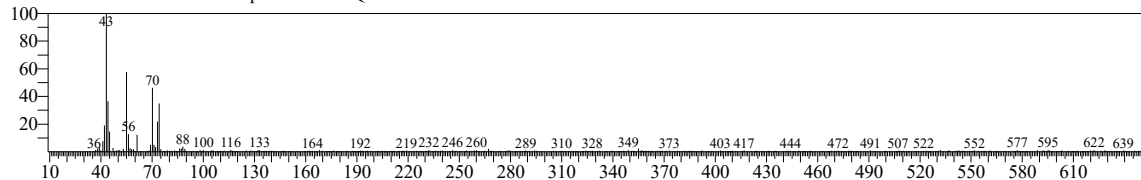
TNAU

<< Target >>

Line# 2 R.Time: 8.920 (Scan#: 785) MassPeaks: 371

RawMode: Averaged 8.915-8.925 (784-786) BasePeak: 43.05 (4273)

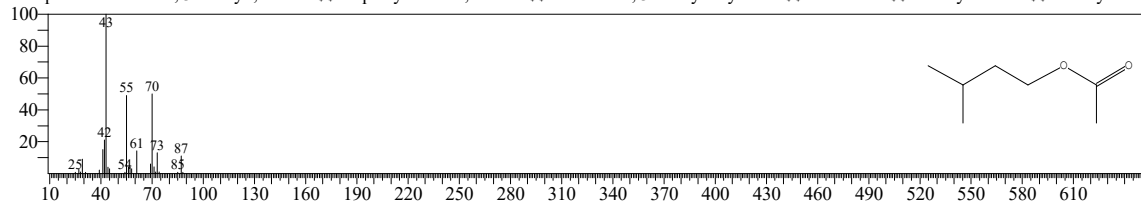
BG Mode: Calc. from Peak Group 1 - Event 1 Q3 Scan



Hit#: 1 Entry: 6783 Library: NIST20R.lib

SI: 85 Formula: C₇H₁₄O₂ CAS: 123-92-2 MolWeight: 130 RetIndex: 820

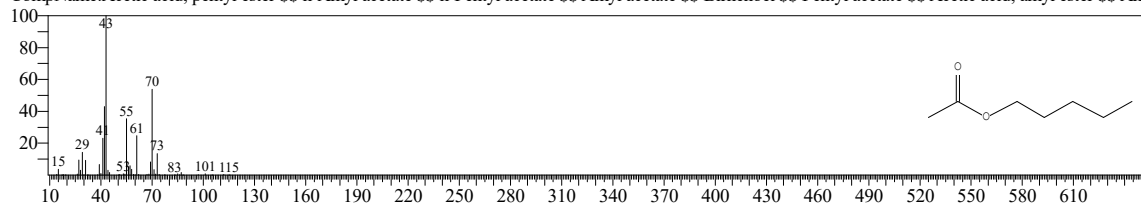
CompName: 1-Butanol, 3-methyl-, acetate \$\$ Isopentyl alcohol, acetate \$\$ Acetic acid, 3-methylbutyl ester \$\$ Banana oil \$\$ Isoamyl acetate \$\$ Isoamyl etha



Hit#: 2 Entry: 8685 Library: NIST20M1.lib

SI: 82 Formula: C₇H₁₄O₂ CAS: 628-63-7 MolWeight: 130 RetIndex: 884

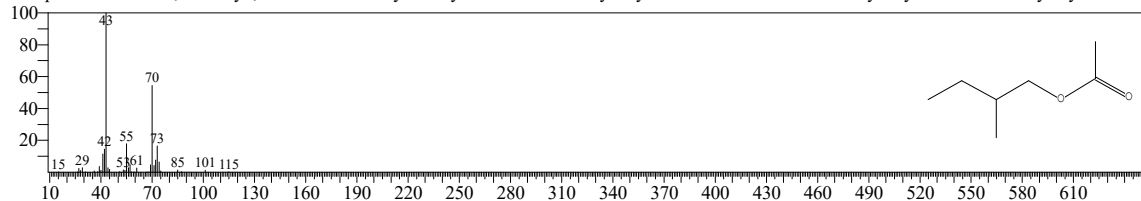
CompName: Acetic acid, pentyl ester \$\$ n-Amyl acetate \$\$ n-Pentyl acetate \$\$ Amyl acetate \$\$ Birnenöl \$\$ Pentyl acetate \$\$ Acetic acid, amyl ester \$\$ Am



Hit#: 3 Entry: 6819 Library: NIST20R.lib

SI: 82 Formula: C₇H₁₄O₂ CAS: 624-41-9 MolWeight: 130 RetIndex: 820

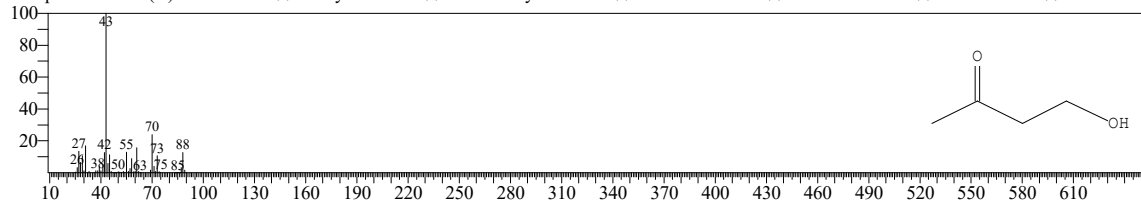
CompName: 1-Butanol, 2-methyl-, acetate \$\$ 2-Methyl-1-butyl acetate \$\$ 2-Methylbutyl acetate \$\$ Acetic acid 2-methylbutyl ester \$\$ 2-Methylbutyl acetate :



Hit#: 4 Entry: 1220 Library: NIST20R.lib

SI: 81 Formula: C₄H₈O₂ CAS: 590-90-9 MolWeight: 88 RetIndex: 798

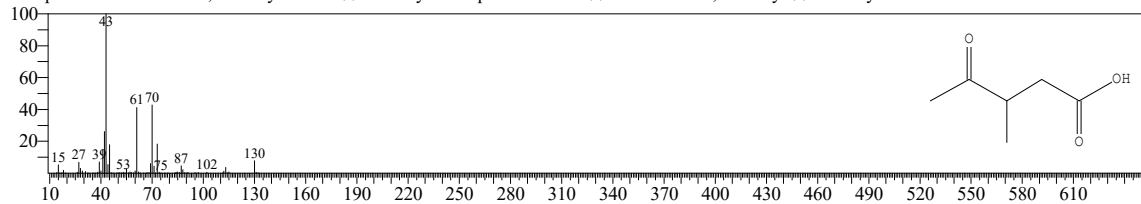
CompName: CH₃C(O)CH₂CH₂OH \$\$ Methylolacetone \$\$ Monomethylolacetone \$\$ 3-Ketobutan-1-ol \$\$ 3-Oxo-1-butanol \$\$ 3-Oxobutanol \$\$ 4-Butanol-100



Hit#: 5 Entry: 8539 Library: NIST20M1.lib

SI: 79 Formula: C₆H₁₀O₃ CAS: 6628-79-1 MolWeight: 130 RetIndex: 1046

CompName: Pentanoic acid, 3-methyl-4-oxo- \$\$ 3-Methyl-4-oxopentanoic acid \$\$ Levulinic acid, 3-methyl \$\$ 3-Methyllevulinic acid



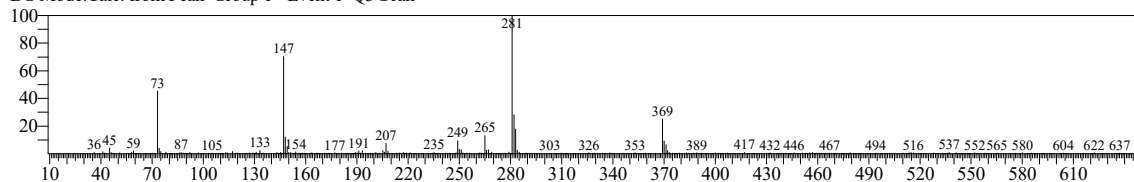
TNAU

<< Target >>

Line#3 R.Time:9.770(Scan#:955) MassPeaks:330

RawMode:Averaged 9.765-9.775(954-956) BasePeak:281.00(4059)

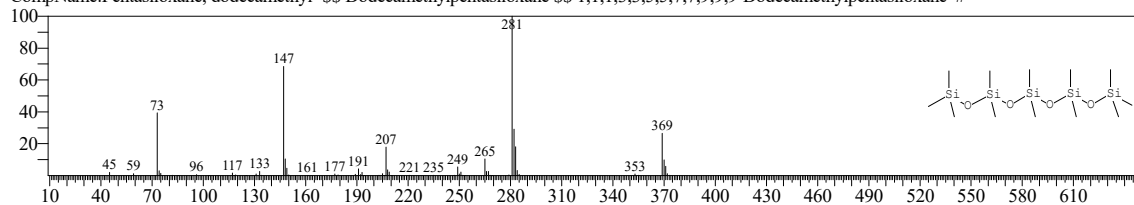
BG Mode:Calc. from Peak Group 1 - Event 1 Q3 Scan



Hit#:1 Entry:40975 Library:NIST20R.lib

SI:94 Formula:C₁₂H₃₆O₄Si₅ CAS:141-63-9 MolWeight:384 RetIndex:1068

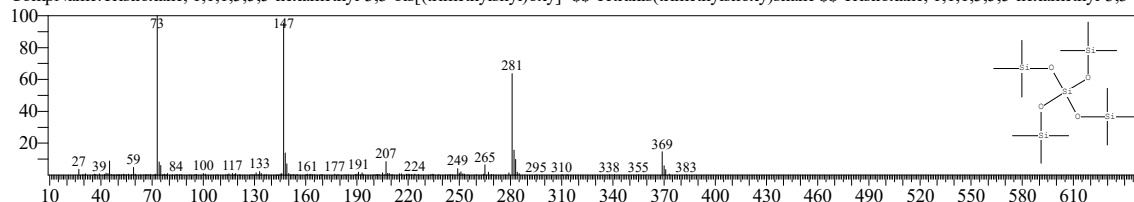
CompName:Pentasiloxane, dodecamethyl- \$\$ Dodecamethylpentasiloxane \$\$ 1,1,1,3,3,5,5,7,7,9,9-Dodecamethylpentasiloxane #



Hit#:2 Entry:249272 Library:NIST20M1.lib

SI:84 Formula:C₁₂H₃₆O₄Si₅ CAS:3555-47-3 MolWeight:384 RetIndex:1068

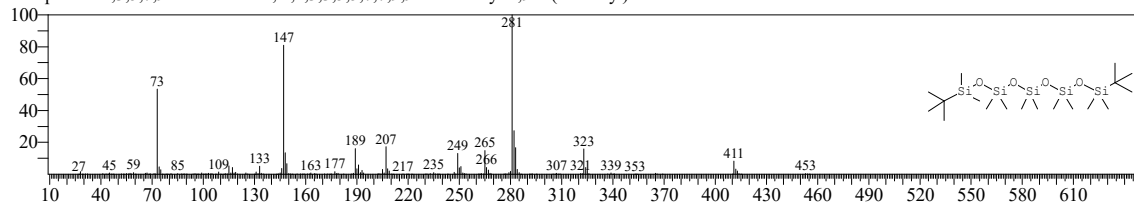
CompName:Trisiloxane, 1,1,1,5,5,5-hexamethyl-3,3-bis[(trimethylsilyl)oxy]- \$\$ Tetrakis(trimethylsiloxy)silane \$\$ Trisiloxane, 1,1,1,5,5,5-hexamethyl-3,3-b



Hit#:3 Entry:27848 Library:NIST20M2.lib

SI:81 Formula:C₁₈H₄₈O₄Si₅ CAS:0-00-0 MolWeight:468 RetIndex:1495

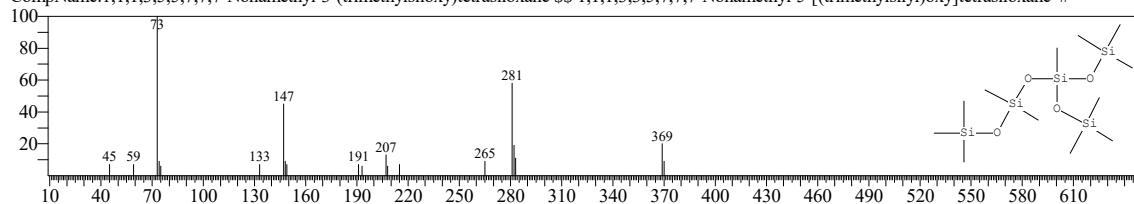
CompName:1,3,5,7,9-Pentasiloxane, 1,1,3,3,5,5,7,7,9,9-decamethyl-1,9-di(tert.butyl)-



Hit#:4 Entry:249271 Library:NIST20M1.lib

SI:79 Formula:C₁₂H₃₆O₄Si₅ CAS:38146-99-5 MolWeight:384 RetIndex:1068

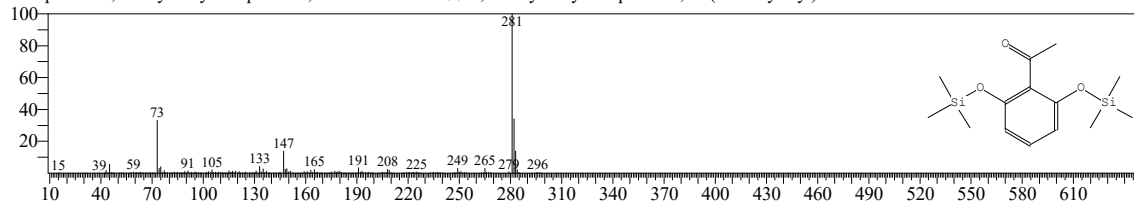
CompName:1,1,1,3,3,5,5,7,7-Nonamethyl-3-(trimethylsiloxy)tetrasiloxane \$\$ 1,1,1,3,3,5,5,7,7-Nonamethyl-5-[(trimethylsilyl)oxy]tetrasiloxane #



Hit#:5 Entry:158097 Library:NIST20M1.lib

SI:75 Formula:C₁₄H₂₄O₃Si₂ CAS:0-00-0 MolWeight:296 RetIndex:1625

CompName:2,6-Dihydroxyacetophenone, 2TMS derivative \$\$ 2',6'-Dihydroxyacetophenone, bis(trimethylsilyl) ether



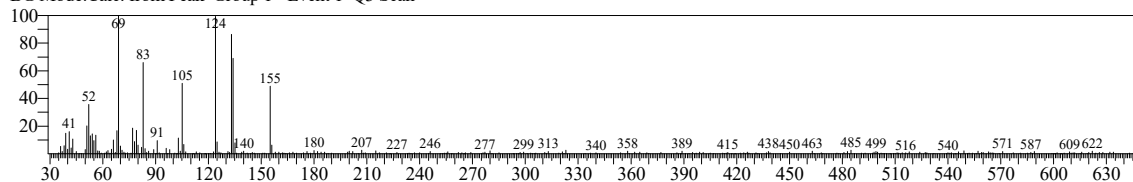
TNAU

<< Target >>

Line#:4 R.Time:11.135(Scan#:1228) MassPeaks:278

RawMode:Averaged 11.130-11.140(1227-1229) BasePeak:69.00(1635)

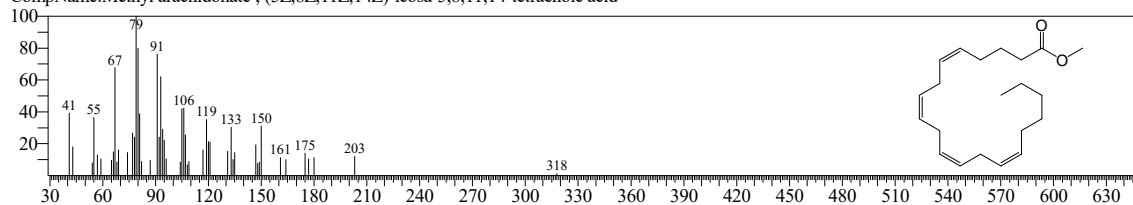
BG Mode:Calc. from Peak Group 1 - Event 1 Q3 Scan



Hit#:1 Entry:33 Library:FA_ME_SP2560_EI_V3.lib

SI:39 Formula:C21H34O2 CAS:506-32-1 MolWeight:318 RetIndex:3109

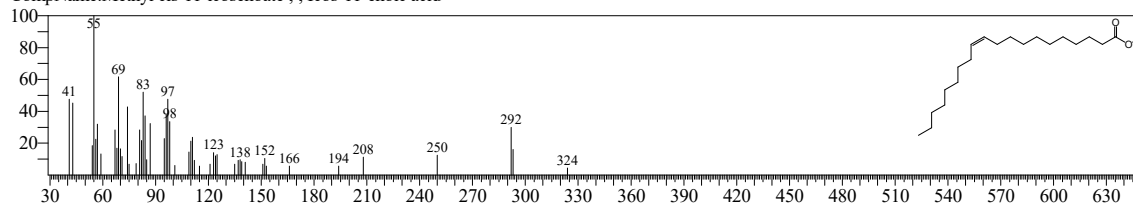
CompName:Methyl arachidonate ; (5Z,8Z,11Z,14Z)-icosa-5,8,11,14-tetraenoic acid



Hit#:2 Entry:24 Library:FA_ME_SP2560_EI_V3.lib

SI:39 Formula:C21H40O2 CAS:5561-99-9 MolWeight:324 RetIndex:2874

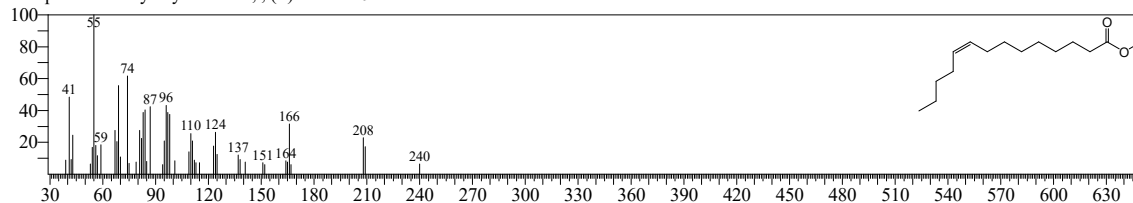
CompName:Methyl cis-11-icosenoate ; ; Icos-11-enoic acid



Hit#:3 Entry:9 Library:FA_ME_SP2560_EI_V3.lib

SI:39 Formula:C15H28O2 CAS:544-64-9 MolWeight:240 RetIndex:2283

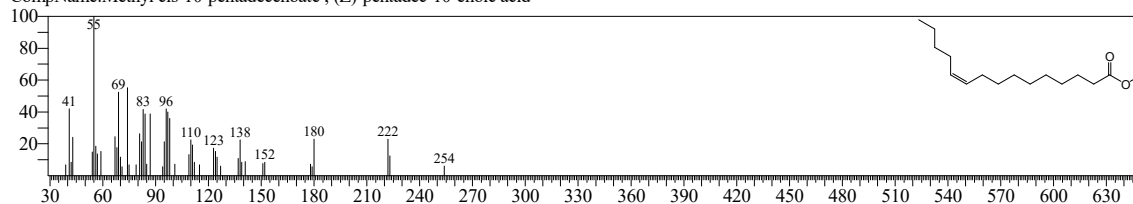
CompName:Methyl myristoleate ; ; (Z)-tetradec-9-enoic acid



Hit#:4 Entry:11 Library:FA_ME_SP2560_EI_V3.lib

SI:39 Formula:C16H30O2 CAS:84743-29-3 MolWeight:254 RetIndex:2388

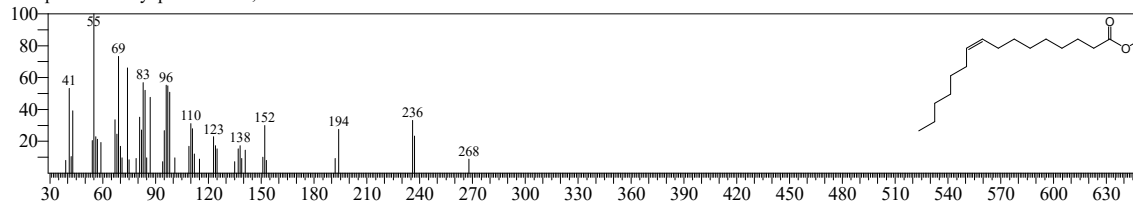
CompName:Methyl cis-10-pentadecenoate ; (Z)-pentadec-10-enoic acid



Hit#:5 Entry:13 Library:FA_ME_SP2560_EI_V3.lib

SI:39 Formula:C17H32O2 CAS:373-49-9 MolWeight:268 RetIndex:2478

CompName:Methyl palmitoleate ; Hexadec-9-enoic acid



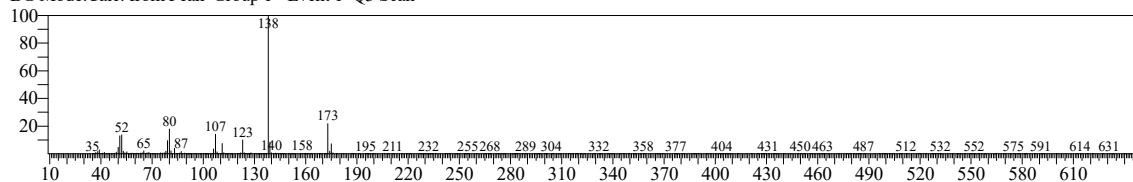
TNAU

<< Target >>

Line#:5 R.Time:12.490(Scan#:1499) MassPeaks:297

RawMode:Averaged 12.485-12.495(1498-1500) BasePeak:138.05(39351)

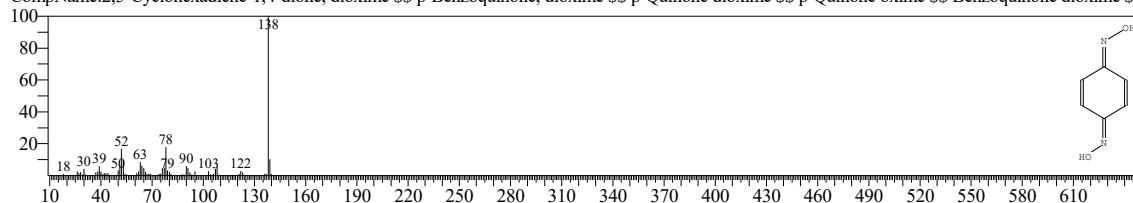
BG Mode:Calc. from Peak Group 1 - Event 1 Q3 Scan



Hit#:1 Entry:8360 Library:NIST20R.lib

SI:73 Formula:C₆H₆N₂O₂ CAS:105-11-3 MolWeight:138 RetIndex:1349

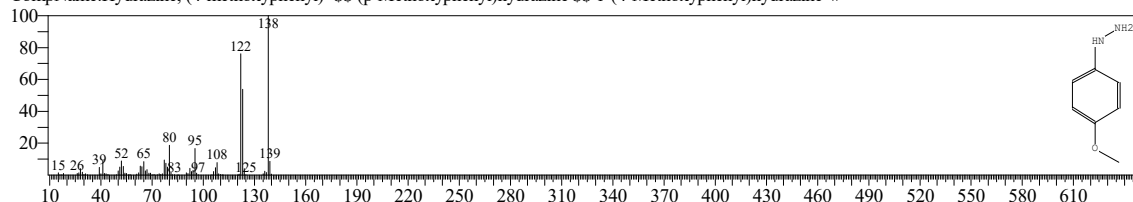
CompName:2,5-Cyclohexadiene-1,4-dione, dioxime \$\$ p-Benzoquinone, dioxime \$\$ p-Quinone dioxime \$\$ p-Quinone oxime \$\$ Benzoquinone dioxime \$\$



Hit#:2 Entry:11222 Library:NIST20M1.lib

SI:71 Formula:C₇H₁₀N₂O CAS:3471-32-7 MolWeight:138 RetIndex:1325

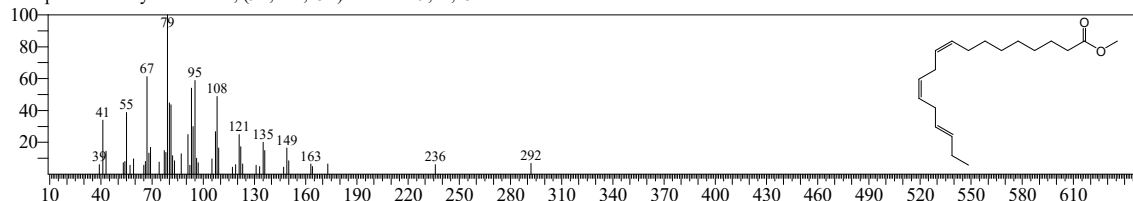
CompName:Hydrazine, (4-methoxyphenyl)- \$\$ (p-Methoxyphenyl)hydrazine \$\$ 1-(4-Methoxyphenyl)hydrazine #



Hit#:3 Entry:25 Library:FA_ME_SP2560_EI_V3.lib

SI:34 Formula:C₁₉H₃₂O₂ CAS:463-40-1 MolWeight:292 RetIndex:2892

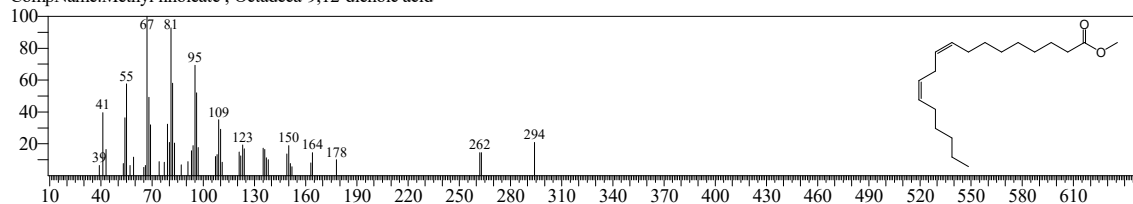
CompName:Methyl linolenate ; (9Z,12Z,15Z)-octadeca-9,12,15-trienoic acid



Hit#:4 Entry:21 Library:FA_ME_SP2560_EI_V3.lib

SI:34 Formula:C₁₉H₃₄O₂ CAS:60-33-3 MolWeight:294 RetIndex:2775

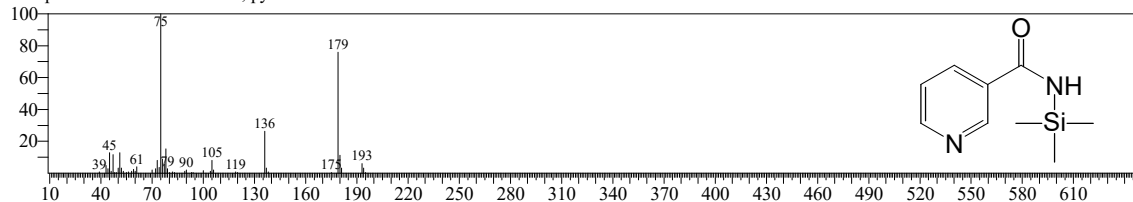
CompName:Methyl linoleate ; Octadeca-9,12-dienoic acid



Hit#:5 Entry:137 Library:OA_TMS_DB5_67min_V3.lib

SI:33 Formula:C₉H₁₄N₂OSi CAS:98-92-0 MolWeight:194 RetIndex:1486

CompName:Niacinamide-TMS ; pyridine-3-carboxamide



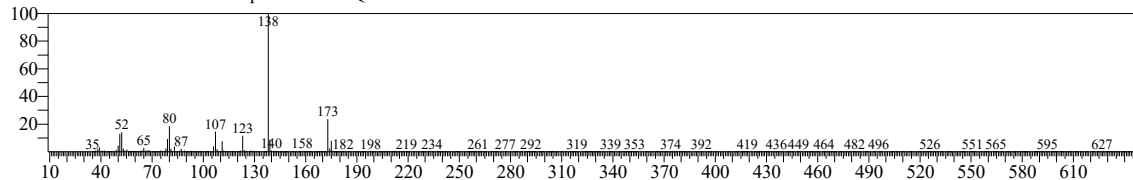
TNAU

<< Target >>

Line#6 R.Time:12.820(Scan#:1565) MassPeaks:392

RawMode:Averaged 12.815-12.825(1564-1566) BasePeak:138.05(56730)

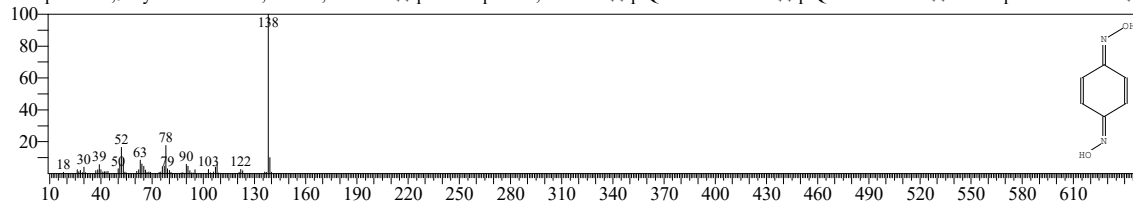
BG Mode:Calc. from Peak Group 1 - Event 1 Q3 Scan



Hit#1 Entry:8360 Library:NIST20R.lib

SI:73 Formula:C6H6N2O2 CAS:105-11-3 MolWeight:138 RetIndex:1349

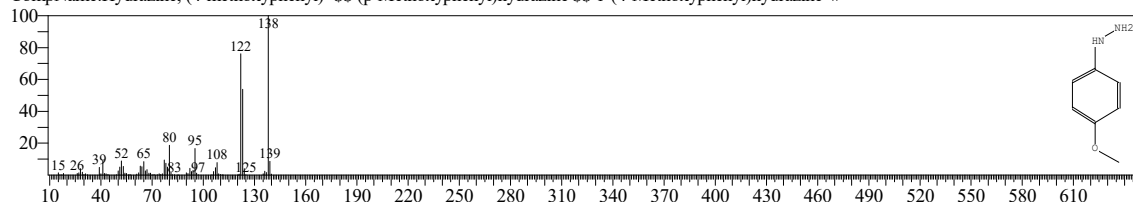
CompName:2,5-Cyclohexadiene-1,4-dione, dioxime \$\$ p-Benzoquinone, dioxime \$\$ p-Quinone dioxime \$\$ p-Quinone oxime \$\$ Benzoquinone dioxime \$\$



Hit#2 Entry:11222 Library:NIST20M1.lib

SI:71 Formula:C7H10N2O CAS:3471-32-7 MolWeight:138 RetIndex:1325

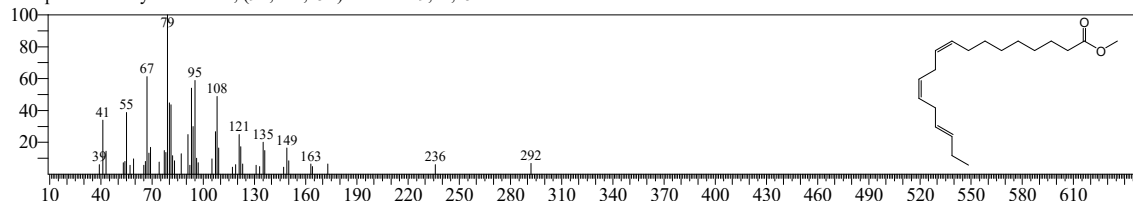
CompName:Hydrazine, (4-methoxyphenyl)- \$\$ (p-Methoxyphenyl)hydrazine \$\$ 1-(4-Methoxyphenyl)hydrazine #



Hit#3 Entry:25 Library:FA_ME_SP2560_EI_V3.lib

SI:35 Formula:C19H32O2 CAS:463-40-1 MolWeight:292 RetIndex:2892

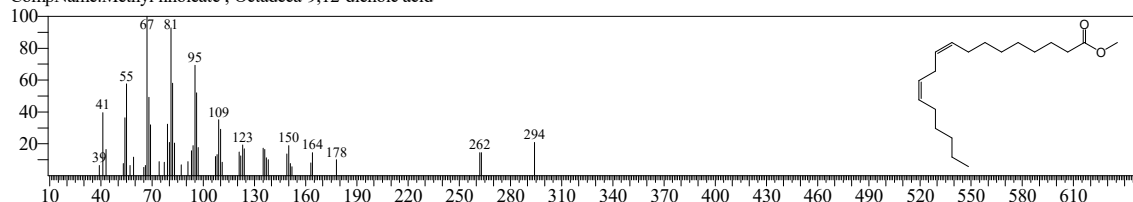
CompName:Methyl linolenate ; (9Z,12Z,15Z)-octadeca-9,12,15-trienoic acid



Hit#4 Entry:21 Library:FA_ME_SP2560_EI_V3.lib

SI:34 Formula:C19H34O2 CAS:60-33-3 MolWeight:294 RetIndex:2775

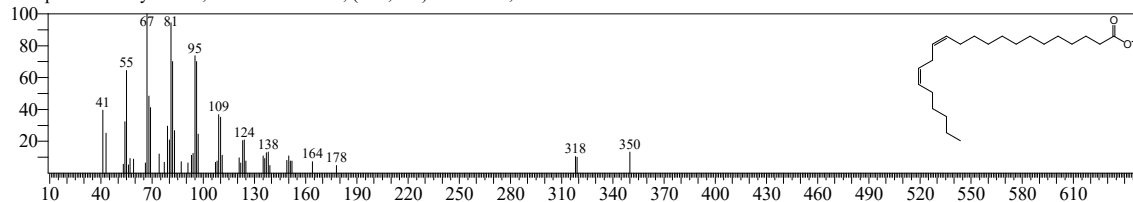
CompName:Methyl linoleate ; Octadeca-9,12-dienoic acid



Hit#5 Entry:34 Library:FA_ME_SP2560_EI_V3.lib

SI:34 Formula:C23H42O2 CAS:7370-49-2 MolWeight:350 RetIndex:3169

CompName:Methyl cis-13,16-Docosadienate ; (13Z,16E)-docosa-13,16-dienoic acid



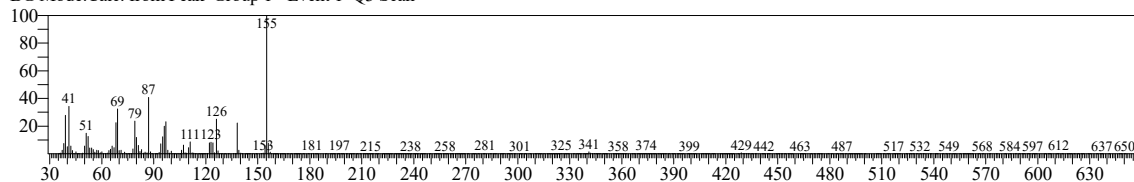
TNAU

<< Target >>

Line#:7 R.Time:13.390(Scan#:1679) MassPeaks:409

RawMode:Averaged 13.385-13.395(1678-1680) BasePeak:155.05(34056)

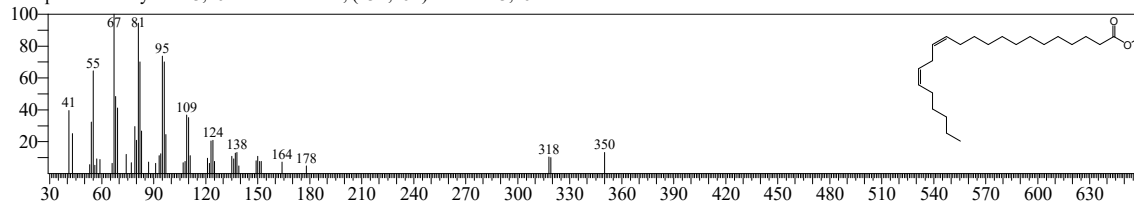
BG Mode:Calc. from Peak Group 1 - Event 1 Q3 Scan



Hit#:1 Entry:34 Library:FA_ME_SP2560_EI_V3.lib

SI:53 Formula:C23H42O2 CAS:7370-49-2 MolWeight:350 RetIndex:3169

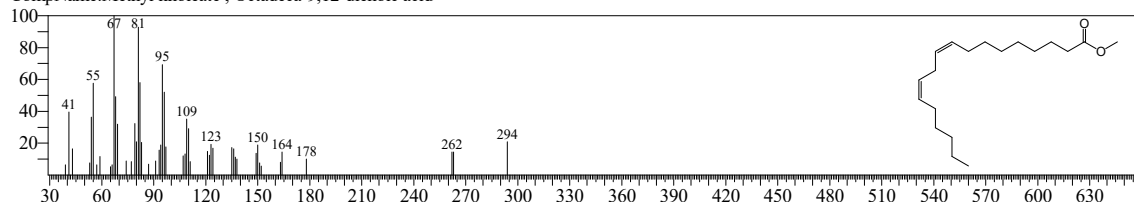
CompName:Methyl cis-13,16-Docosadienate ; (13Z,16E)-docosa-13,16-dienoic acid



Hit#:2 Entry:21 Library:FA_ME_SP2560_EI_V3.lib

SI:52 Formula:C19H34O2 CAS:60-33-3 MolWeight:294 RetIndex:2775

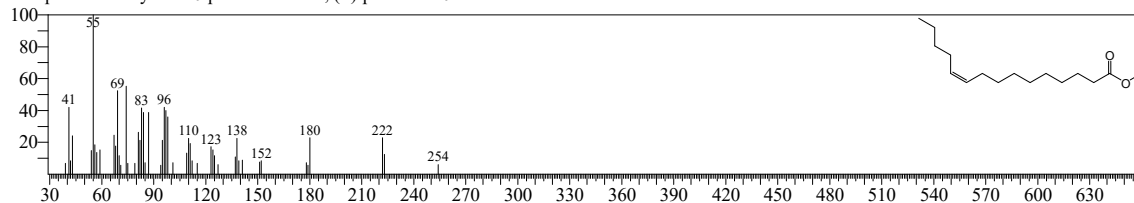
CompName:Methyl linoleate ; Octadeca-9,12-dienoic acid



Hit#:3 Entry:11 Library:FA_ME_SP2560_EI_V3.lib

SI:52 Formula:C16H30O2 CAS:84743-29-3 MolWeight:254 RetIndex:2388

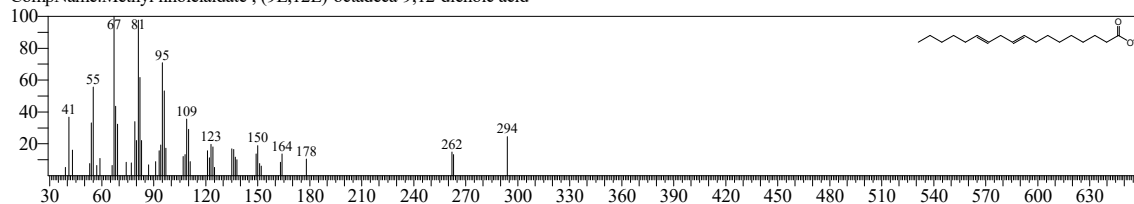
CompName:Methyl cis-10-pentadecenoate ; (Z)-pentadec-10-enoic acid



Hit#:4 Entry:20 Library:FA_ME_SP2560_EI_V3.lib

SI:52 Formula:C19H34O2 CAS:506-21-8 MolWeight:294 RetIndex:2727

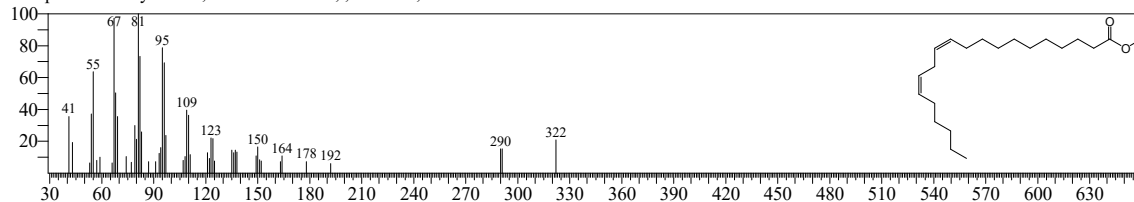
CompName:Methyl linolelaidate ; (9E,12E)-octadeca-9,12-dienoic acid



Hit#:5 Entry:27 Library:FA_ME_SP2560_EI_V3.lib

SI:51 Formula:C21H38O2 CAS:2091-39-6 MolWeight:322 RetIndex:2973

CompName:Methyl cis-11,14-Icosadienoate ; ; Icosa-11,14-dienoic acid



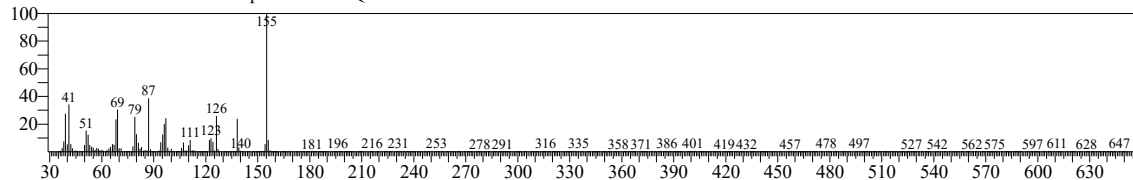
TNAU

<< Target >>

Line#:8 R.Time:13.575(Scan#:1716) MassPeaks:407

RawMode:Averaged 13.570-13.580(1715-1717) BasePeak:155.05(28048)

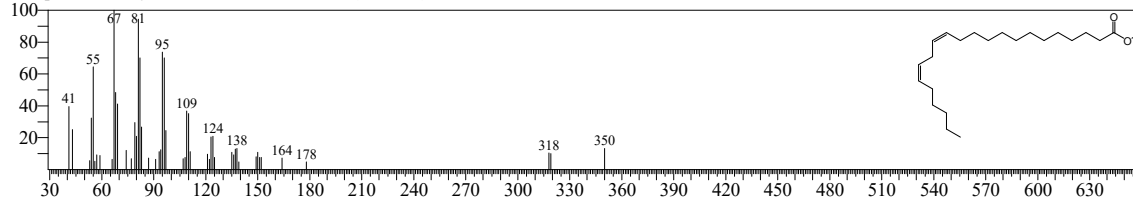
BG Mode:Calc. from Peak Group 1 - Event 1 Q3 Scan



Hit#:1 Entry:34 Library:FA_ME_SP2560_EI_V3.lib

SI:53 Formula:C23H42O2 CAS:7370-49-2 MolWeight:350 RetIndex:3169

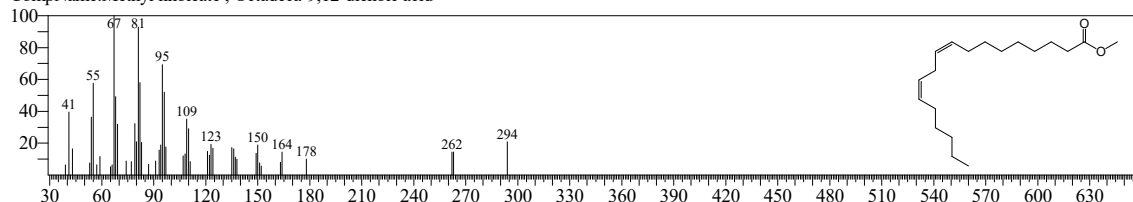
CompName:Methyl cis-13,16-Docosadienate ; (13Z,16E)-docosa-13,16-dienoic acid



Hit#:2 Entry:21 Library:FA_ME_SP2560_EI_V3.lib

SI:52 Formula:C19H34O2 CAS:60-33-3 MolWeight:294 RetIndex:2775

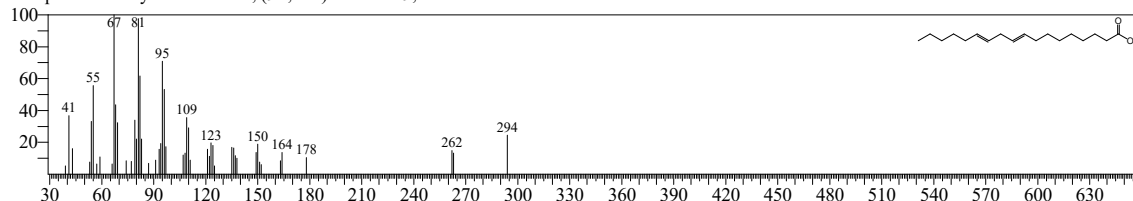
CompName:Methyl linoleate ; Octadeca-9,12-dienoic acid



Hit#:3 Entry:20 Library:FA_ME_SP2560_EI_V3.lib

SI:52 Formula:C19H34O2 CAS:506-21-8 MolWeight:294 RetIndex:2727

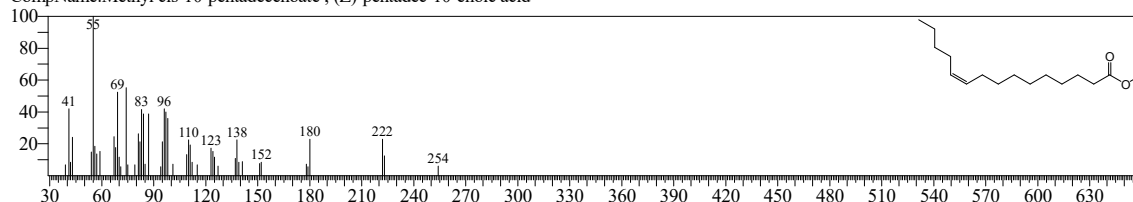
CompName:Methyl linolelaidate ; (9E,12E)-octadeca-9,12-dienoic acid



Hit#:4 Entry:11 Library:FA_ME_SP2560_EI_V3.lib

SI:52 Formula:C16H30O2 CAS:84743-29-3 MolWeight:254 RetIndex:2388

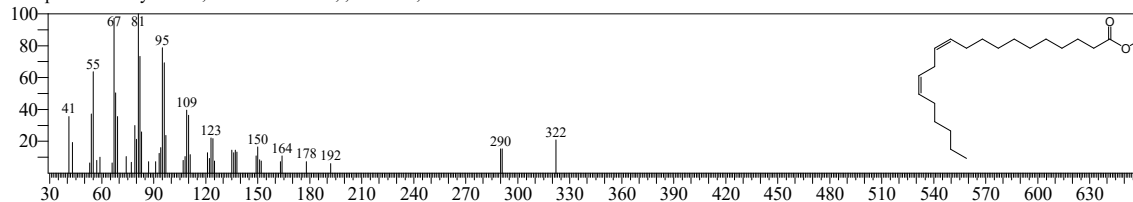
CompName:Methyl cis-10-pentadecenoate ; (Z)-pentadec-10-enoic acid



Hit#:5 Entry:27 Library:FA_ME_SP2560_EI_V3.lib

SI:51 Formula:C21H38O2 CAS:2091-39-6 MolWeight:322 RetIndex:2973

CompName:Methyl cis-11,14-Icosadienoate ; ; Icosa-11,14-dienoic acid



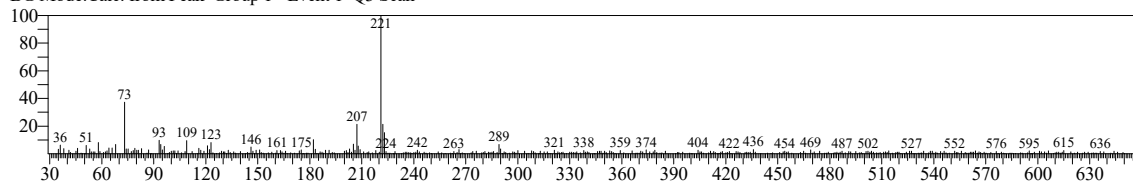
TNAU

<< Target >>

Line#:9 R.Time:13.800(Scan#:1761) MassPeaks:397

RawMode:Averaged 13.795-13.805(1760-1762) BasePeak:221.05(1429)

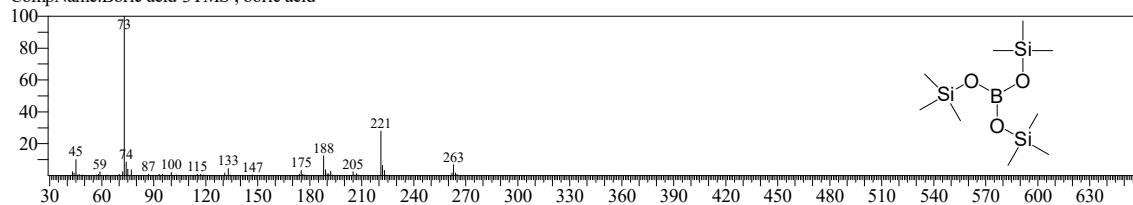
BG Mode:Calc. from Peak Group 1 - Event 1 Q3 Scan



Hit#:1 Entry:3 Library:OA_TMS_DB5_67min_V3.lib

SI:47 Formula:C9H27BO3Si3 CAS:10043-35-3 MolWeight:278 RetIndex:992

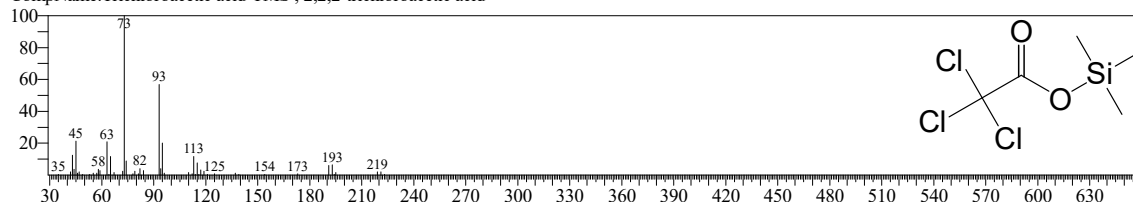
CompName:Boric acid-3TMS ; boric acid



Hit#:2 Entry:6 Library:OA_TMS_DB5_67min_V3.lib

SI:39 Formula:C5H9Cl3O2Si CAS:76-03-9 MolWeight:234 RetIndex:1059

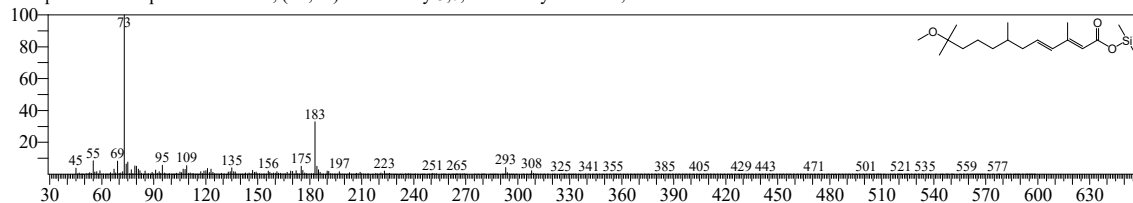
CompName:Trichloroacetic acid-TMS ; 2,2,2-trichloroacetic acid



Hit#:3 Entry:466 Library:OA_TMS_DB5_67min_V3.lib

SI:33 Formula:C19H36O3Si CAS:53092-52-7 MolWeight:340 RetIndex:2133

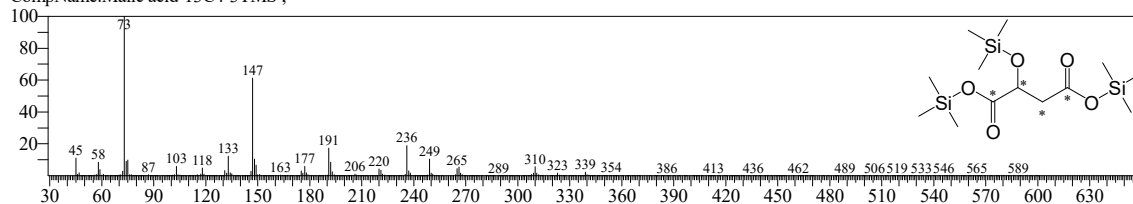
CompName:Methoprene acid-TMS ; (2E,4E)-11-methoxy-3,7,11-trimethyldodeca-2,4-dienoic acid



Hit#:4 Entry:143 Library:OA_TMS_DB5_67min_V3.lib

SI:33 Formula: CAS:0-00-0 MolWeight:354 RetIndex:1495

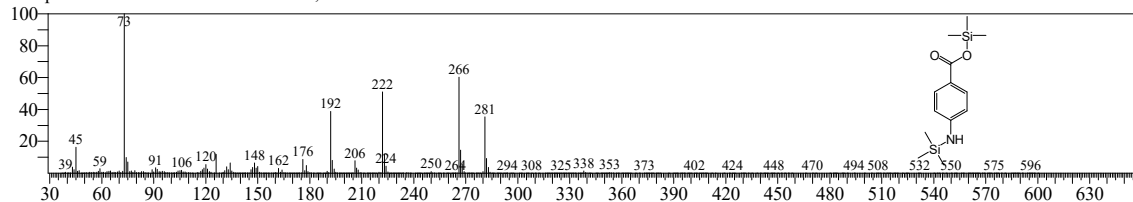
CompName:Malic acid-13C4-3TMS ;



Hit#:5 Entry:328 Library:OA_TMS_DB5_67min_V3.lib

SI:32 Formula:C13H23NO2Si2 CAS:150-13-0 MolWeight:281 RetIndex:1845

CompName:4-Aminobenzoic acid-2TMS ; 4-aminobenzoic acid



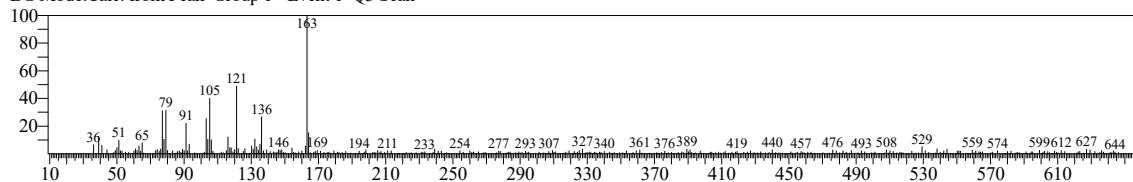
TNAU

<< Target >>

Line#:10 R.Time:14.465(Scan#:1894) MassPeaks:369

RawMode:Averaged 14.460-14.470(1893-1895) BasePeak:163.10(1523)

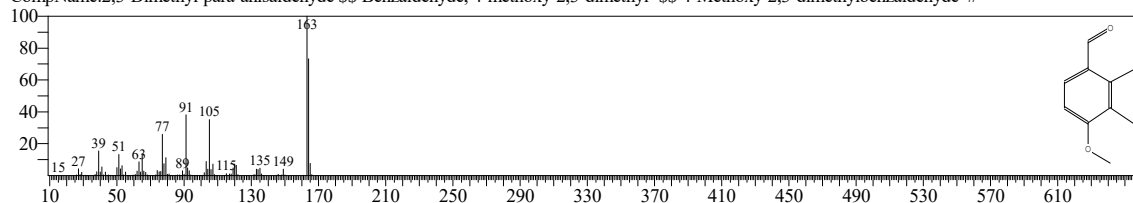
BG Mode:Calc. from Peak Group 1 - Event 1 Q3 Scan



Hit#:1 Entry:25351 Library:NIST20M1.lib

SI:72 Formula:C10H12O2 CAS:38998-17-3 MolWeight:164 RetIndex:1398

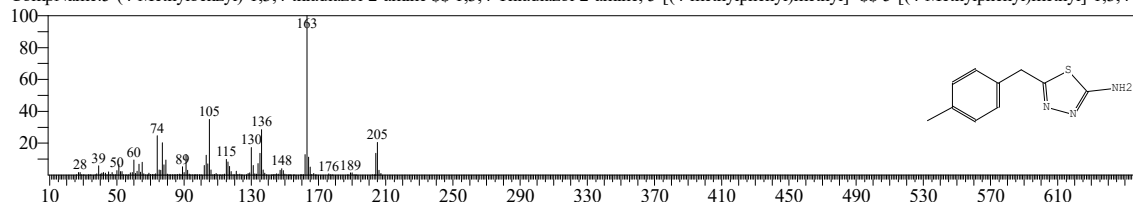
CompName:2,3-Dimethyl-para-anisaldehyde \$\$ Benzaldehyde, 4-methoxy-2,3-dimethyl- \$\$ 4-Methoxy-2,3-dimethylbenzaldehyde #



Hit#:2 Entry:57597 Library:NIST20M1.lib

SI:71 Formula:C10H11N3S CAS:39181-45-8 MolWeight:205 RetIndex:1890

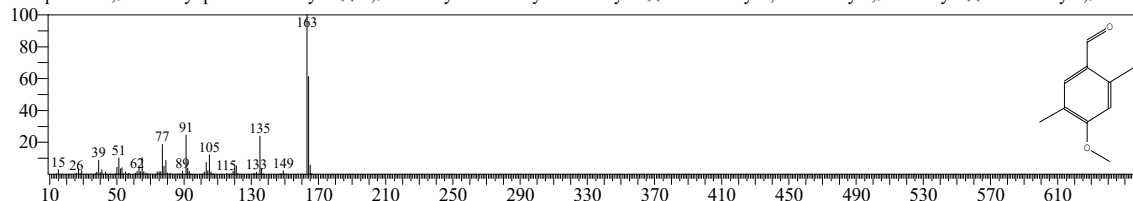
CompName:5-(4-Methylbenzyl)-1,3,4-thiadiazol-2-amine \$\$ 1,3,4-Thiadiazol-2-amine, 5-[(4-methylphenyl)methyl]- \$\$ 5-[(4-Methylphenyl)methyl]-1,3,4-thiadiazol-2-amine



Hit#:3 Entry:25340 Library:NIST20M1.lib

SI:70 Formula:C10H12O2 CAS:6745-75-1 MolWeight:164 RetIndex:1398

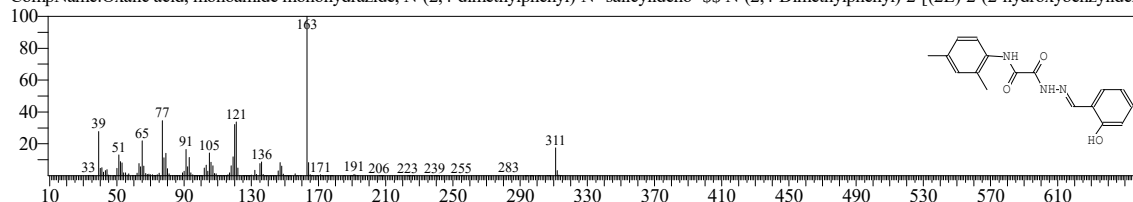
CompName:2,5-Dimethyl-para-anisaldehyde \$\$ 2,5-Dimethyl-4-methoxybenzaldehyde \$\$ Benzaldehyde, 4-methoxy-2,5-dimethyl- \$\$ 4-Methoxy-2,5-dimethylbenzaldehyde



Hit#:4 Entry:176186 Library:NIST20M1.lib

SI:70 Formula:C17H17N3O3 CAS:0-00-0 MolWeight:311 RetIndex:3129

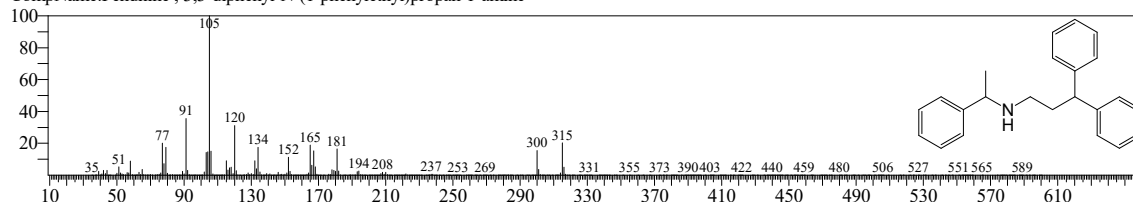
CompName:Oxalic acid, monoamide monohydrazide, N-(2,4-dimethylphenyl)-N''-salicylidene- \$\$ N-(2,4-Dimethylphenyl)-2-[(2E)-2-(2-hydroxybenzylidene)hydrazinecarboxamide]



Hit#:5 Entry:530 Library:OA.TMS.DB5.67min.V3.lib

SI:48 Formula:C23H25N CAS:13042-18-7 MolWeight:315 RetIndex:2545

CompName:Fendiline ; 3,3-diphenyl-N-(1-phenylethyl)propan-1-amine



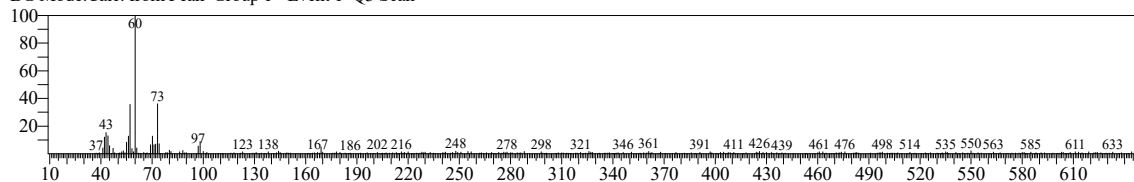
TNAU

<< Target >>

Line#:11 R.Time:18.110(Scan#:2623) MassPeaks:319

RawMode:Averaged 18.105-18.115(2622-2624) BasePeak:60.00(2583)

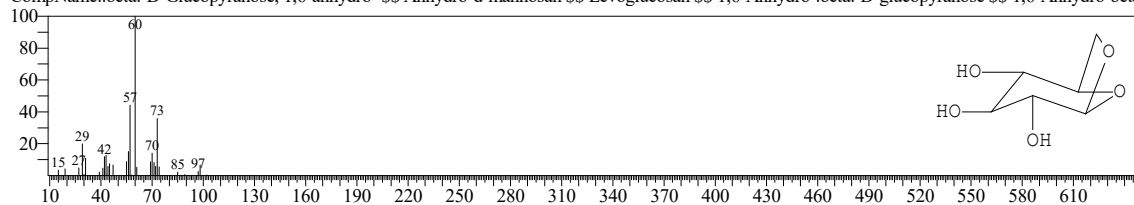
BG Mode:Calc. from Peak Group 1 - Event 1 Q3 Scan



Hit#:1 Entry:23811 Library:NIST20M1.lib

SI:89 Formula:C6H10O5 CAS:498-07-7 MolWeight:162 RetIndex:1404

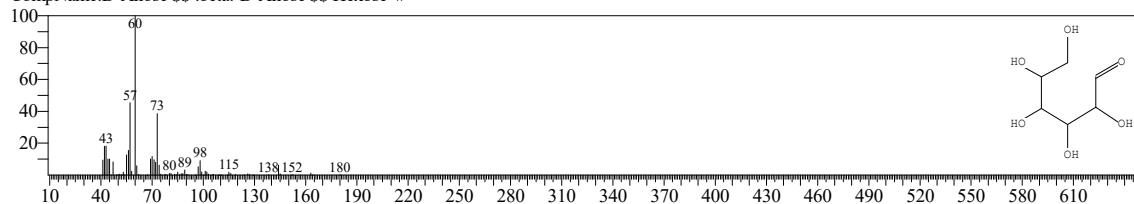
CompName:.beta.-D-Glucopyranose, 1,6-anhydro- \$\$ Anhydro-d-mannosan \$\$ Levoglucosan \$\$ 1,6-Anhydro-.beta.-D-glucopyranose \$\$ 1,6-Anhydro-beta-



Hit#:2 Entry:36240 Library:NIST20M1.lib

SI:87 Formula:C6H12O6 CAS:2595-97-3 MolWeight:180 RetIndex:1698

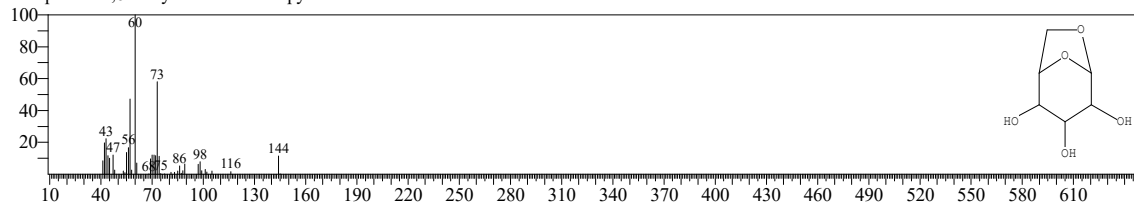
CompName:D-Allose \$\$.beta.-D-Allose \$\$ Hexose #



Hit#:3 Entry:23812 Library:NIST20M1.lib

SI:85 Formula:C6H10O5 CAS:0-00-0 MolWeight:162 RetIndex:1404

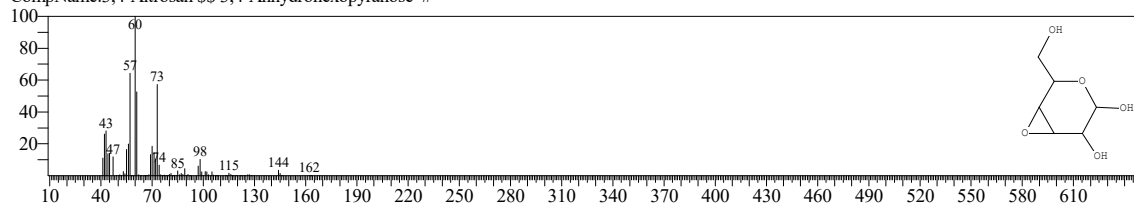
CompName:1,6-Anhydro-.beta.-d-talopyranose



Hit#:4 Entry:23808 Library:NIST20M1.lib

SI:81 Formula:C6H10O5 CAS:0-00-0 MolWeight:162 RetIndex:1400

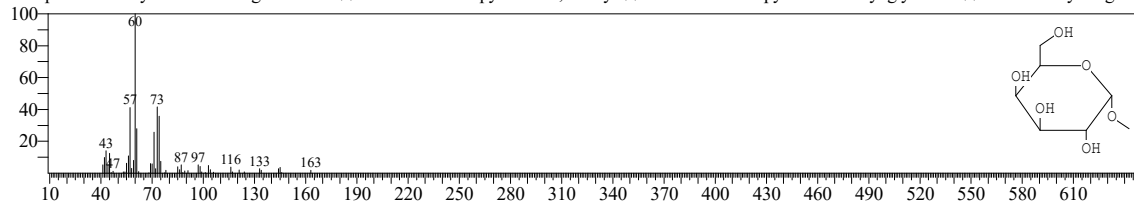
CompName:3,4-Altrosan \$\$ 3,4-Anhydrohexopyranose #



Hit#:5 Entry:47349 Library:NIST20M1.lib

SI:80 Formula:C7H14O6 CAS:1824-94-8 MolWeight:194 RetIndex:1714

CompName:Methyl-.beta.-D-thiogalactoside \$\$.beta.-D-Galactopyranoside, methyl \$\$.beta.-D-Galactopyranose methyl glycoside \$\$.beta.-Methyl-D-galac



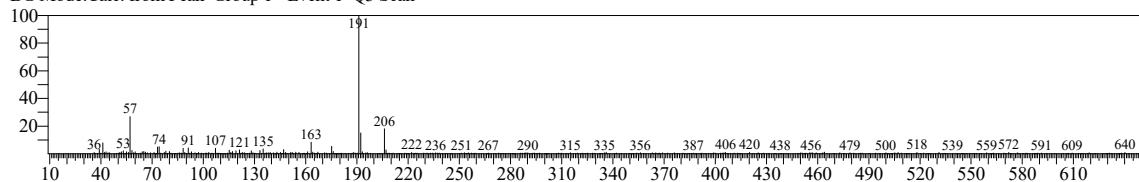
TNAU

<< Target >>

Line#:12 R.Time:18.495(Scan#:2700) MassPeaks:378

RawMode:Averaged 18.490-18.500(2699-2701) BasePeak:191.10(4239)

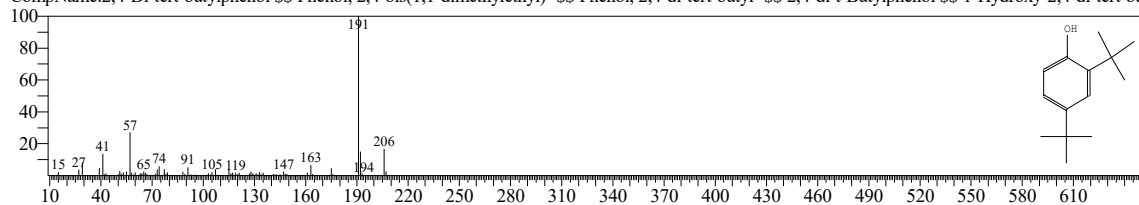
BG Mode:Calc. from Peak Group 1 - Event 1 Q3 Scan



Hit#:1 Entry:24086 Library:NIST20R.lib

SI:91 Formula:C₁₄H₂₂O CAS:96-76-4 MolWeight:206 RetIndex:1555

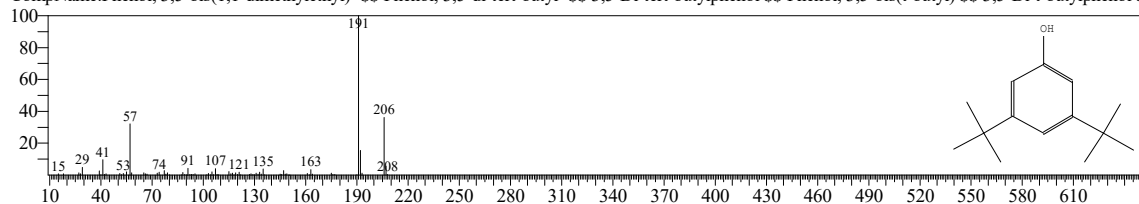
CompName:2,4-Di-tert-butylphenol \$\$ Phenol, 2,4-bis(1,1-dimethylethyl)- \$\$ Phenol, 2,4-di-tert-butyl- \$\$ 2,4-di-t-Butylphenol \$\$ 1-Hydroxy-2,4-di-tert-bu



Hit#:2 Entry:24110 Library:NIST20R.lib

SI:88 Formula:C₁₄H₂₂O CAS:1138-52-9 MolWeight:206 RetIndex:1555

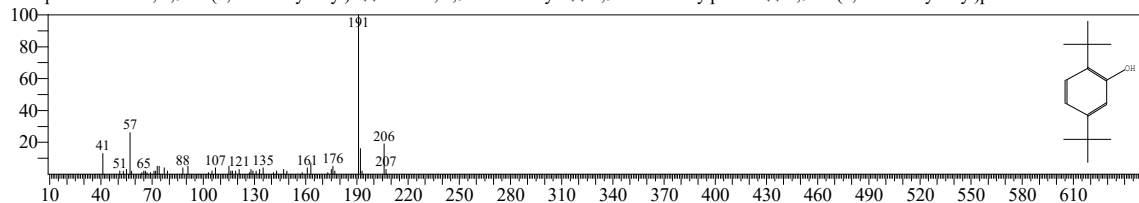
CompName:Phenol, 3,5-bis(1,1-dimethylethyl)- \$\$ Phenol, 3,5-di-tert-butyl- \$\$ 3,5-Di-tert-butylphenol \$\$ Phenol, 3,5-bis(t-butyl) \$\$ 3,5-Di-t-butylphenol \$



Hit#:3 Entry:24098 Library:NIST20R.lib

SI:88 Formula:C₁₄H₂₂O CAS:5875-45-6 MolWeight:206 RetIndex:1555

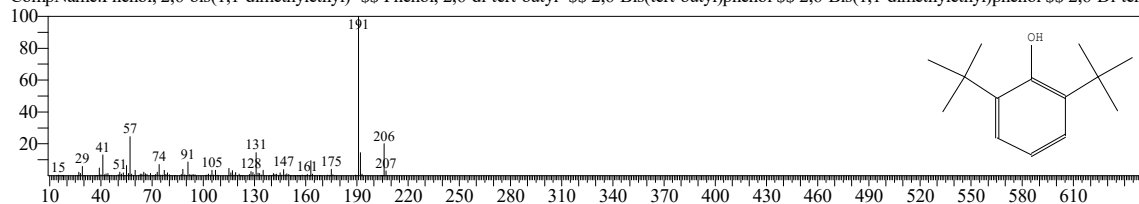
CompName:Phenol, 2,5-bis(1,1-dimethylethyl)- \$\$ Phenol, 2,5-di-tert-butyl- \$\$ 2,5-Di-tert-butylphenol \$\$ 2,5-bis(1,1-Dimethylethyl)phenol



Hit#:4 Entry:59031 Library:NIST20M1.lib

SI:86 Formula:C₁₄H₂₂O CAS:128-39-2 MolWeight:206 RetIndex:1555

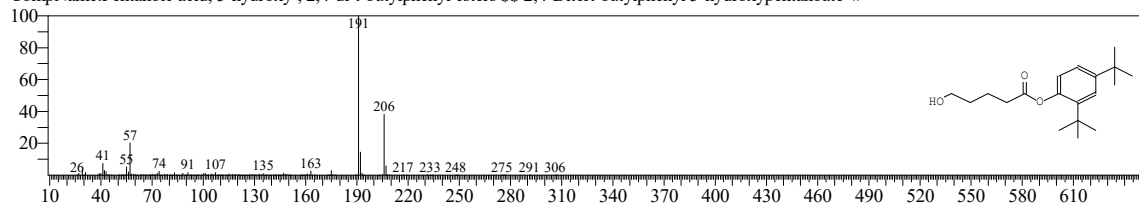
CompName:Phenol, 2,6-bis(1,1-dimethylethyl)- \$\$ Phenol, 2,6-di-tert-butyl- \$\$ 2,6-Bis(tert-butyl)phenol \$\$ 2,6-Bis(1,1-dimethylethyl)phenol \$\$ 2,6-Di-tert



Hit#:5 Entry:170993 Library:NIST20M1.lib

SI:84 Formula:C₁₉H₃₀O₃ CAS:166273-38-7 MolWeight:306 RetIndex:2255

CompName:Pentanoic acid, 5-hydroxy-, 2,4-di-t-butylphenyl esters \$\$ 2,4-Di-tert-butylphenyl 5-hydroxypentanoate #



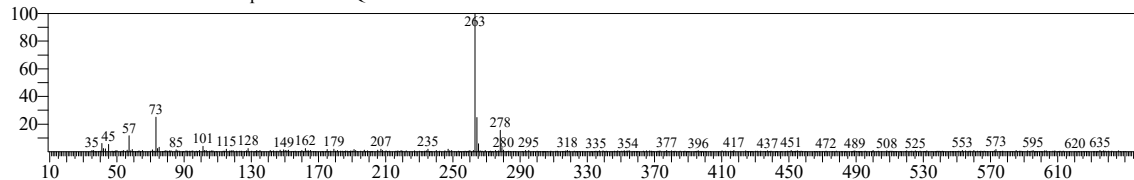
TNAU

<< Target >>

Line#:13 R.Time:19.190(Scan#:2839) MassPeaks:404

RawMode:Averaged 19.185-19.195(2838-2840) BasePeak:263.15(4303)

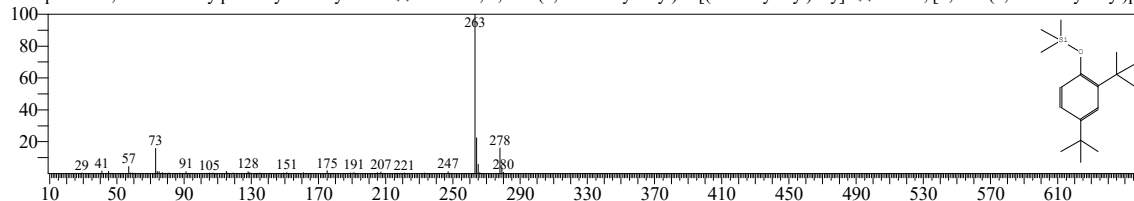
BG Mode:Calc. from Peak Group 1 - Event 1 Q3 Scan



Hit#:1 Entry:33874 Library:NIST20R.lib

SI:86 Formula:C17H30OSi CAS:53925-65-8 MolWeight:278 RetIndex:1632

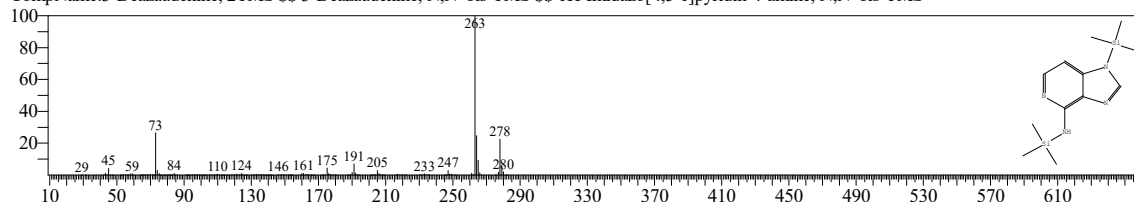
CompName:2,4-Di-tert-butylphenoxytrimethylsilane \$\$ Benzene, 2,4-bis(1,1-dimethylethyl)-1-[(trimethylsilyl)oxy]- \$\$ Silane, [2,4-bis(1,1-dimethylethyl)ph



Hit#:2 Entry:136557 Library:NIST20M1.lib

SI:80 Formula:C12H22N4Si2 CAS:0-00-0 MolWeight:278 RetIndex:1703

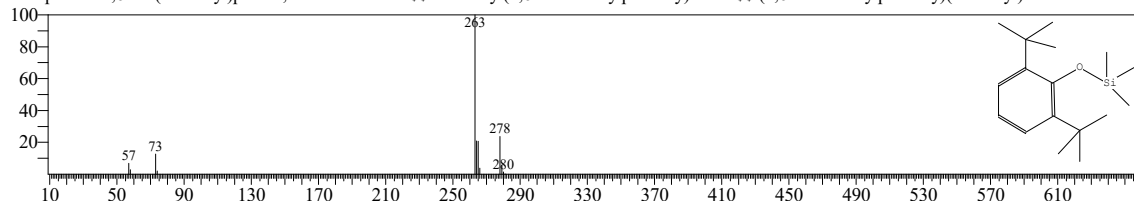
CompName:3-Deazaadenine, 2TMS \$\$ 3-Deazaadenine, N,N'-bis-TMS \$\$ 1H-Imidazo[4,5-c]pyridin-4-amine, N,N'-bis-TMS



Hit#:3 Entry:33871 Library:NIST20R.lib

SI:78 Formula:C17H30OSi CAS:10416-73-6 MolWeight:278 RetIndex:1632

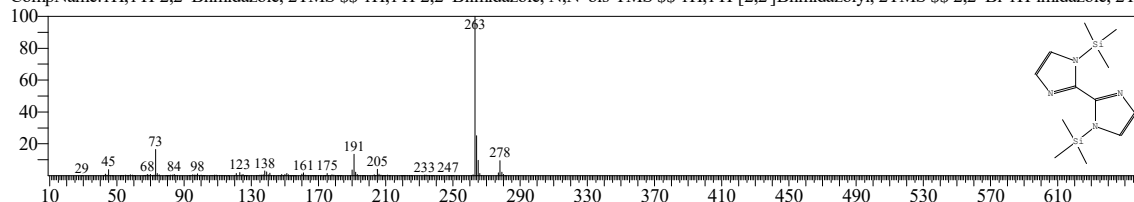
CompName:2,6-Bis(tert-butyl)phenol, TMS derivative \$\$ Trimethyl(2,6 di-tert-butylphenoxy)silane \$\$ (2,6-Di-tert-butylphenoxy)(trimethyl)silane #



Hit#:4 Entry:136556 Library:NIST20M1.lib

SI:76 Formula:C12H22N4Si2 CAS:0-00-0 MolWeight:278 RetIndex:1606

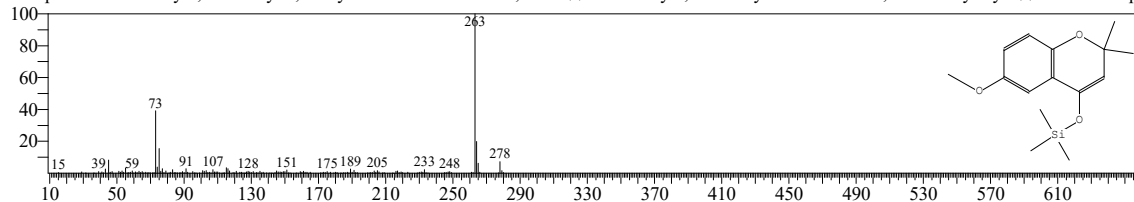
CompName:1H,1'H-2,2'-Biimidazole, 2TMS \$\$ 1H,1'H-2,2'-Biimidazole, N,N'-bis-TMS \$\$ 1H,1'H-[2,2']Biimidazolyl, 2TMS \$\$ 2,2'-Bi-1H-imidazole, 2TMS



Hit#:5 Entry:137020 Library:NIST20M1.lib

SI:75 Formula:C15H22O3Si CAS:0-00-0 MolWeight:278 RetIndex:1736

CompName:6-Methoxy-2,2-dimethyl-2,3-dihydro-4H-chromen-4-one, TMS \$\$ 6-Methoxy-2,2-dimethyl-chroman-4-one, O-trimethylsilyl- \$\$ 4H-1-Benzopy



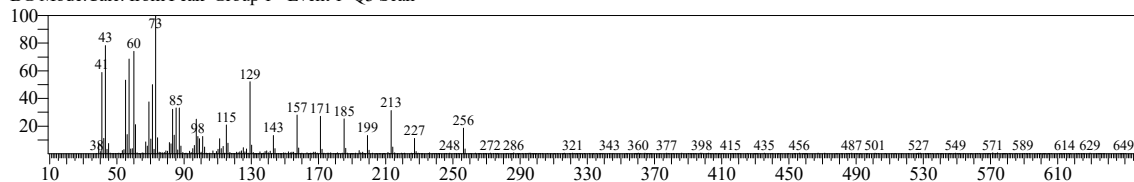
TNAU

<< Target >>

Line#:14 R.Time:28.295(Scan#:4660) MassPeaks:379

RawMode:Averaged 28.290-28.300(4659-4661) BasePeak:73.05(6539)

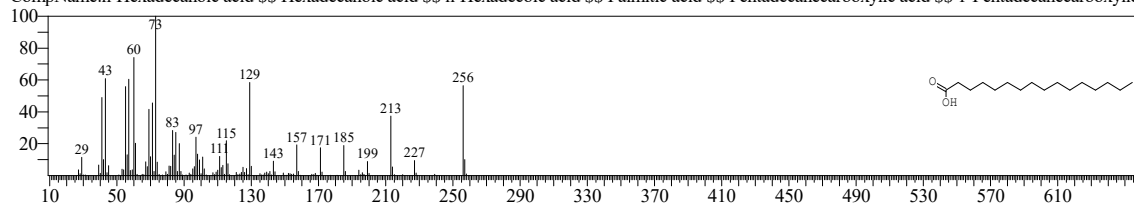
BG Mode:Calc. from Peak Group 1 - Event 1 Q3 Scan



Hit#:1 Entry:31600 Library:NIST20R.lib

SI:95 Formula:C16H32O2 CAS:57-10-3 MolWeight:256 RetIndex:1968

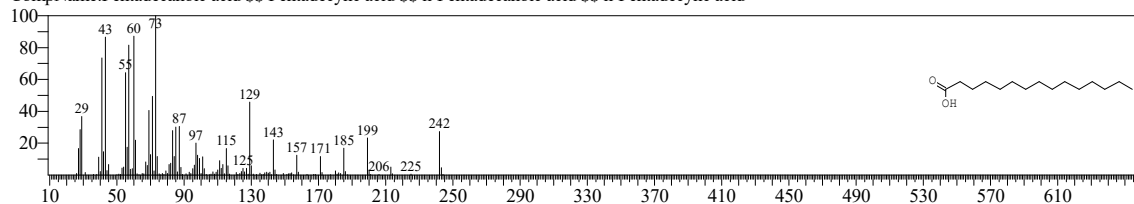
CompName:n-Hexadecanoic acid \$ Hexadecanoic acid \$ n-Hexadecoic acid \$ Palmitic acid \$ Pentadecanecarboxylic acid \$ 1-Pentadecanecarboxylic



Hit#:2 Entry:29890 Library:NIST20R.lib

SI:91 Formula:C15H30O2 CAS:1002-84-2 MolWeight:242 RetIndex:1869

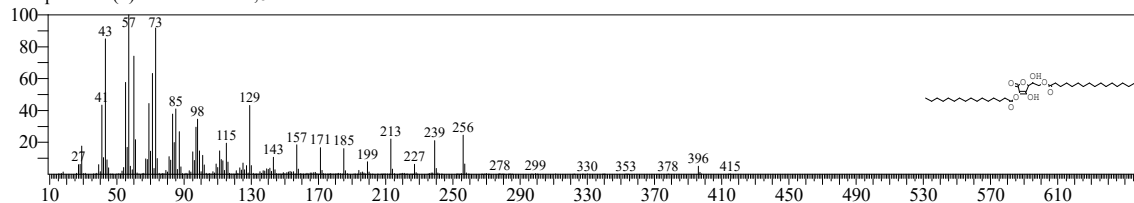
CompName:Pentadecanoic acid \$ Pentadecylic acid \$ n-Pentadecanoic acid \$ n-Pentadecylic acid



Hit#:3 Entry:44286 Library:NIST20M2.lib

SI:91 Formula:C38H68O8 CAS:28474-90-0 MolWeight:652 RetIndex:4765

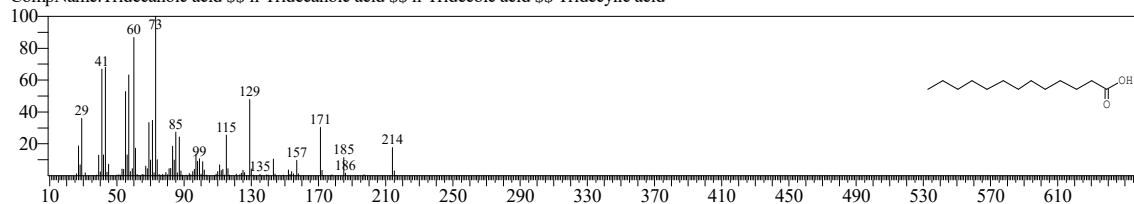
CompName:l-(+)-Ascorbic acid 2,6-dihexadecanoate



Hit#:4 Entry:25643 Library:NIST20R.lib

SI:90 Formula:C13H26O2 CAS:638-53-9 MolWeight:214 RetIndex:1670

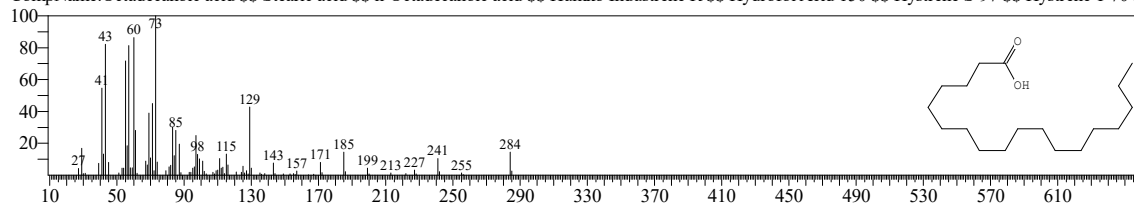
CompName:Tridecanoic acid \$ n-Tridecanoic acid \$ n-Tridecoic acid \$ Tridecylic acid



Hit#:5 Entry:144781 Library:NIST20M1.lib

SI:89 Formula:C18H36O2 CAS:57-11-4 MolWeight:284 RetIndex:2167

CompName:Octadecanoic acid \$ Stearic acid \$ n-Octadecanoic acid \$ Humko Industriene R \$ Hydrofol Acid 150 \$ Hystrene S-97 \$ Hystrene T-70 \$



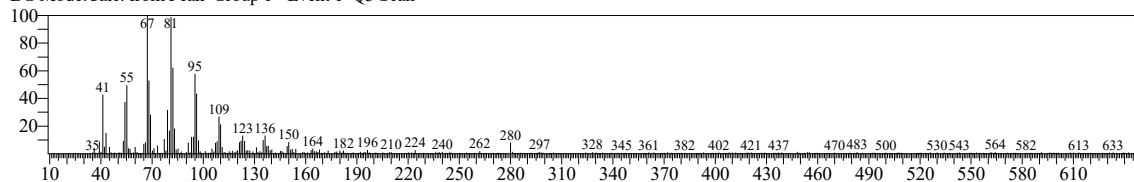
TNAU

<< Target >>

Line#:15 R.Time:31.470(Scan#:5295) MassPeaks:377

RawMode:Averaged 31.465-31.475(5294-5296) BasePeak:67.05(3894)

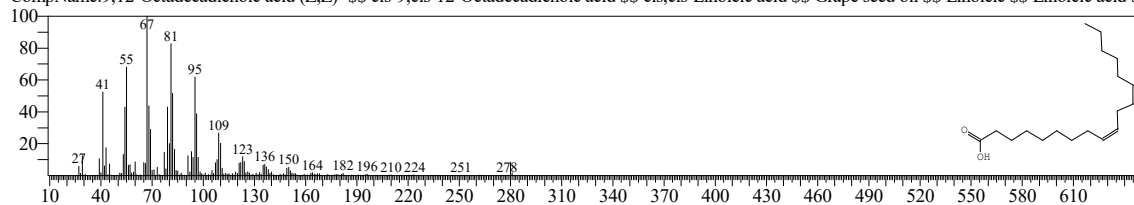
BG Mode:Calc. from Peak Group 1 - Event 1 Q3 Scan



Hit#:1 Entry:34035 Library:NIST20R.lib

SI:94 Formula:C18H32O2 CAS:60-33-3 MolWeight:280 RetIndex:2183

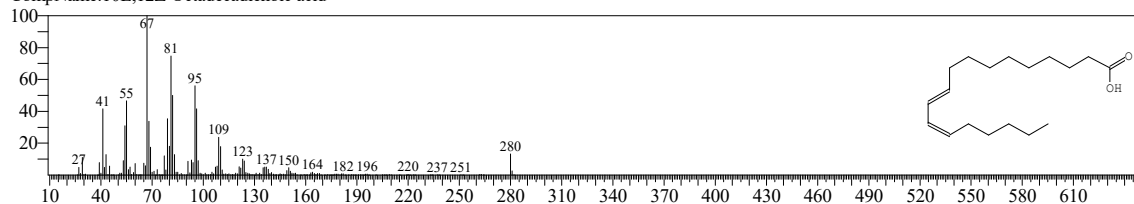
CompName:9,12-Octadecadienoic acid (Z,Z)- \$\$ cis-9,cis-12-Octadecadienoic acid \$\$ cis,cis-Linoleic acid \$\$ Grape seed oil \$\$ Linoleic acid \$



Hit#:2 Entry:139646 Library:NIST20M1.lib

SI:94 Formula:C18H32O2 CAS:2420-56-6 MolWeight:280 RetIndex:2183

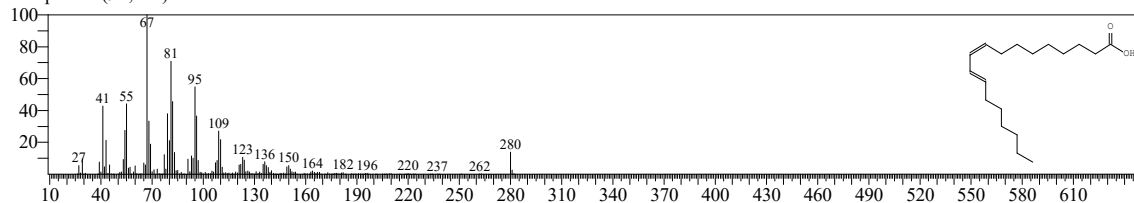
CompName:10E,12Z-Octadecadienoic acid



Hit#:3 Entry:139651 Library:NIST20M1.lib

SI:94 Formula:C18H32O2 CAS:544-71-8 MolWeight:280 RetIndex:2183

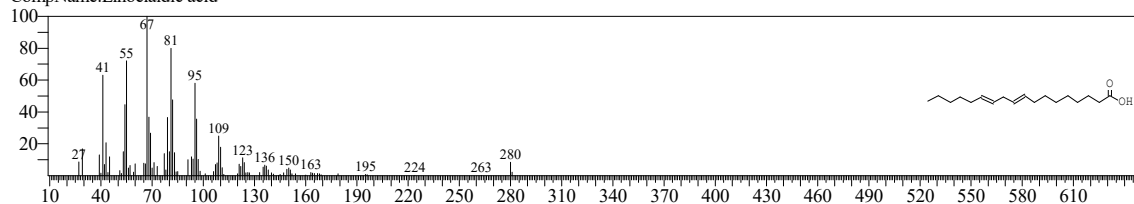
CompName:(9E,11E)-Octadecadienoic acid



Hit#:4 Entry:139661 Library:NIST20M1.lib

SI:93 Formula:C18H32O2 CAS:506-21-8 MolWeight:280 RetIndex:2183

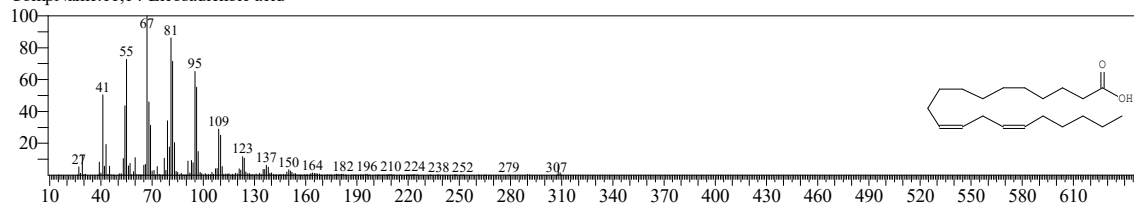
CompName:Linoelaidic acid



Hit#:5 Entry:173215 Library:NIST20M1.lib

SI:93 Formula:C20H36O2 CAS:2091-39-6 MolWeight:308 RetIndex:2382

CompName:11,14-Eicosadienoic acid



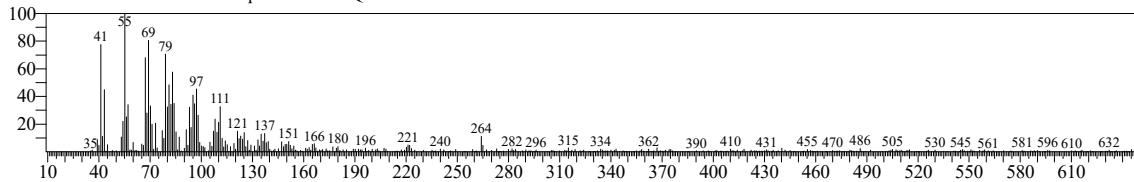
TNAU

<< Target >>

Line#:16 R.Time:31.580(Scan#:5317) MassPeaks:372

RawMode:Averaged 31.575-31.585(5316-5318) BasePeak:55.10(1892)

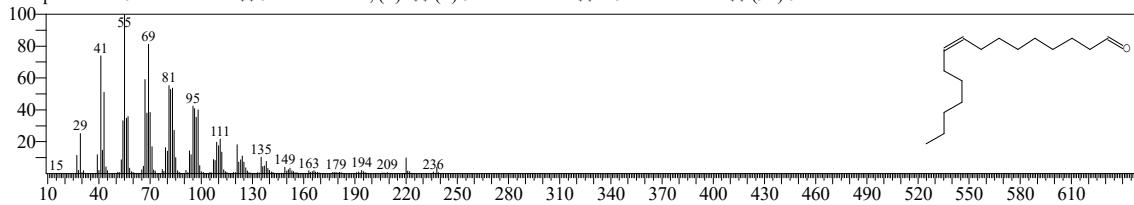
BG Mode:Calc. from Peak Group 1 - Event 1 Q3 Scan



Hit#:1 Entry:92244 Library:NIST20M1.lib

SI:88 Formula:C16H30O CAS:56219-04-6 MolWeight:238 RetIndex:1808

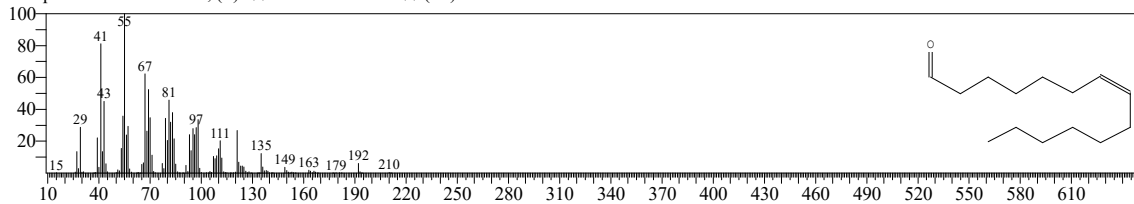
CompName:cis-9-Hexadecenal \$\$ 9-Hexadecenal, (Z)- \$\$ (Z)-9-Hexadecenal \$\$ Z-9-Hexadecenal \$\$ (9Z)-9-Hexadecenal #



Hit#:2 Entry:63176 Library:NIST20M1.lib

SI:88 Formula:C14H26O CAS:65128-96-3 MolWeight:210 RefIndex:1609

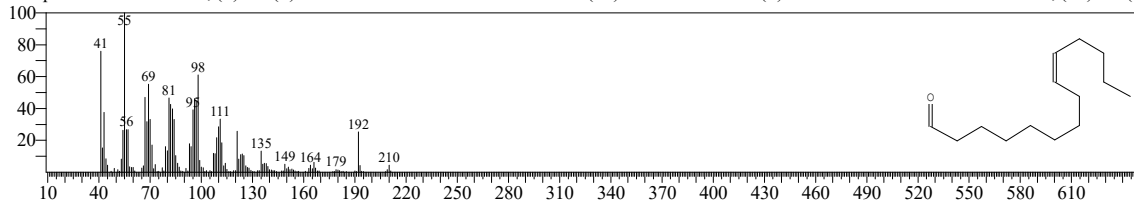
CompName:7-Tetradecenal, (Z)- \$\$ Z-7-Tetradecenal \$\$ (7Z)-7-Tetradecenal #



Hit#:3 Entry:24862 Library:NIST20R.lib

SI:87 Formula:C14H26O CAS:53939-27-8 MolWeight:210 RetIndex:1609

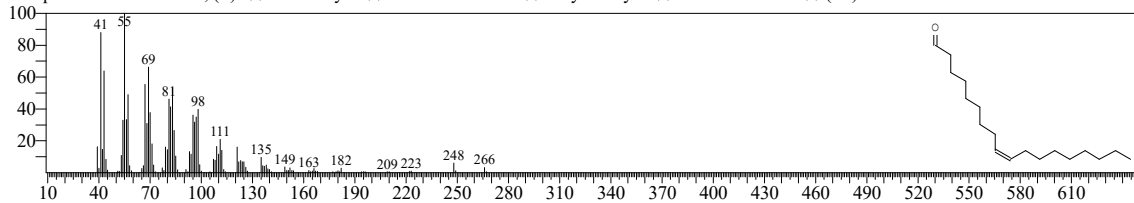
CompName:9-Tetradecenal, (Z)- \$\$ (Z)-9-Tetradecenal \$\$ Z-9-Tetradecenal \$\$ (9Z)-9-Tetradecenal \$\$ (Z)-9-Tetradecen-1-al \$\$ 9-Tetradecenal, (9Z)- \$\$ (Z)-



Hit#:4 Entry:123421 Library:NIST20M1.lib

SI:87 Formula:C18H34O CAS:2423-10-1 MolWeight:266 RefIndex:2007

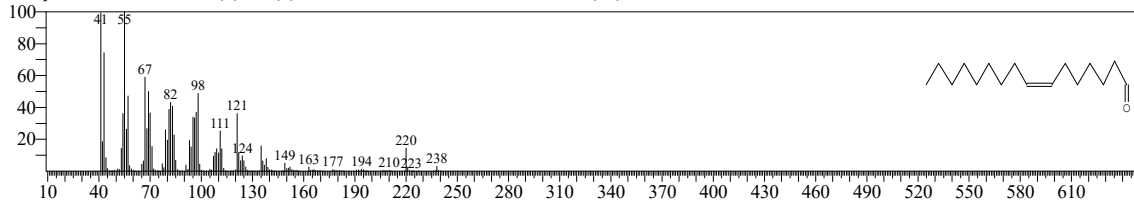
CompName:9-Octadecenal, (Z)- \$\$ Olealdehyde \$\$ cis-9-Octadecenal \$\$ Oleylaldehyde \$\$ Z-9-Octadecenal \$\$ (9Z)-9-Octadecenal #



Hit#:5 Entry:92227 Library:NIST20M1.lib

SI:87 Formula:C16H30O CAS:56797-40-1 MolWeight:238 RefIndex:1808

CompName:7-Hexadecenal, (Z)- \$\$ (Z)-7-Hexadecenal \$\$ Z-7-Hexadecenal \$\$ (7Z)-7-Hexadecenal #



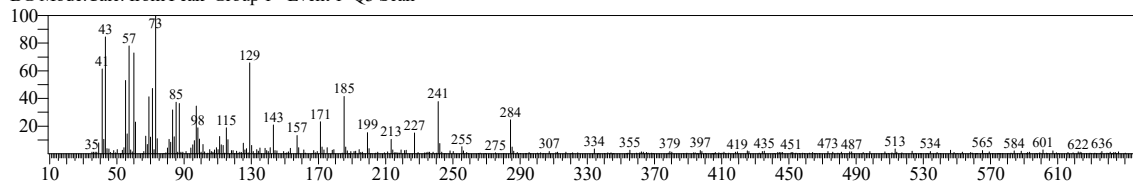
TNAU

<< Target >>

Line#:17 R.Time:32.030(Scan#:5407) MassPeaks:320

RawMode:Averaged 32.025-32.035(5406-5408) BasePeak:73.05(1442)

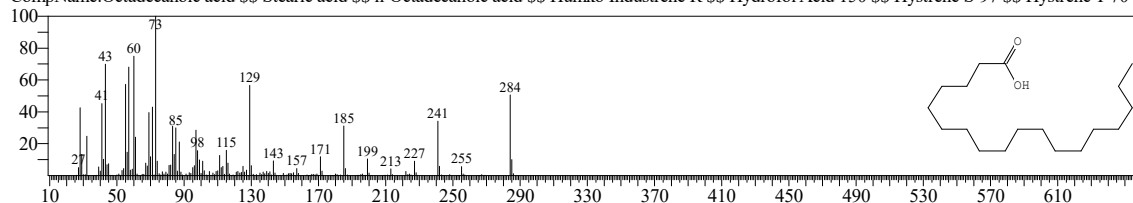
BG Mode:Calc. from Peak Group 1 - Event 1 Q3 Scan



Hit#:1 Entry:34463 Library:NIST20R.lib

SI:93 Formula:C18H36O2 CAS:57-11-4 MolWeight:284 RetIndex:2167

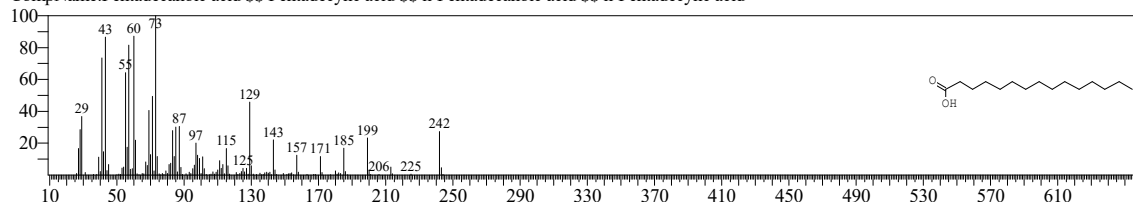
CompName:Octadecanoic acid \$\$ Stearic acid \$\$ n-Octadecanoic acid \$\$ Humko Industriene R \$\$ Hydrofol Acid 150 \$\$ Hystrene S-97 \$\$ Hystrene T-70 \$



Hit#:2 Entry:29890 Library:NIST20R.lib

SI:90 Formula:C15H30O2 CAS:1002-84-2 MolWeight:242 RetIndex:1869

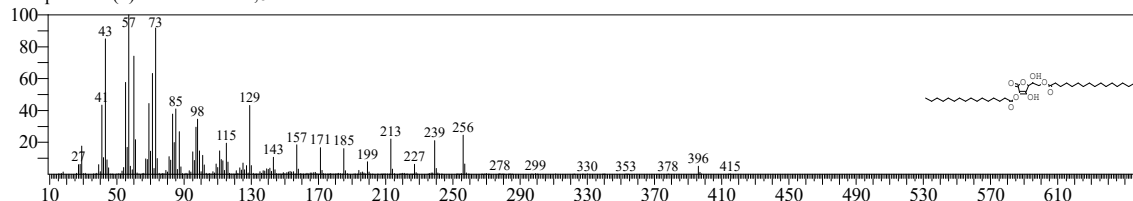
CompName:Pentadecanoic acid \$\$ Pentadecylic acid \$\$ n-Pentadecanoic acid \$\$ n-Pentadecylic acid



Hit#:3 Entry:44286 Library:NIST20M2.lib

SI:88 Formula:C38H68O8 CAS:28474-90-0 MolWeight:652 RetIndex:4765

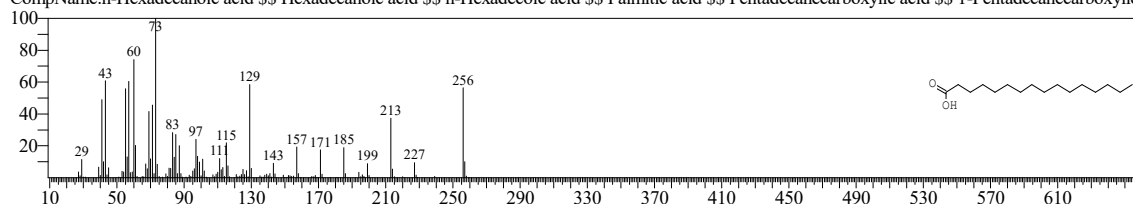
CompName:l-(+)-Ascorbic acid 2,6-dihexadecanoate



Hit#:4 Entry:31600 Library:NIST20R.lib

SI:87 Formula:C16H32O2 CAS:57-10-3 MolWeight:256 RetIndex:1968

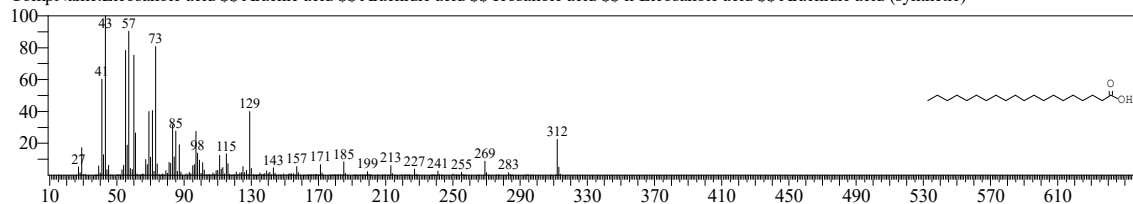
CompName:n-Hexadecanoic acid \$\$ Hexadecanoic acid \$\$ n-Hexadecic acid \$\$ Palmitic acid \$\$ Pentadecanecarboxylic acid \$\$ 1-Pentadecanecarboxylic



Hit#:5 Entry:36904 Library:NIST20R.lib

SI:87 Formula:C20H40O2 CAS:506-30-9 MolWeight:312 RetIndex:2366

CompName:Eicosanoic acid \$\$ Arachic acid \$\$ Arachidic acid \$\$ Icosanoic acid \$\$ n-Eicosanoic acid \$\$ Arachidic acid (synthetic)



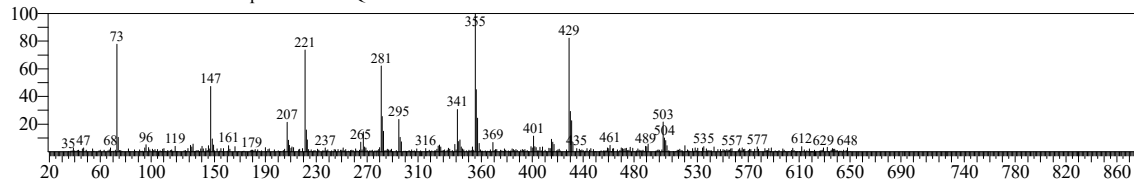
TNAU

<< Target >>

Line#:18 R.Time:41.600(Scan#:7321) MassPeaks:433

RawMode:Averaged 41.595-41.605(7320-7322) BasePeak:355.10(1160)

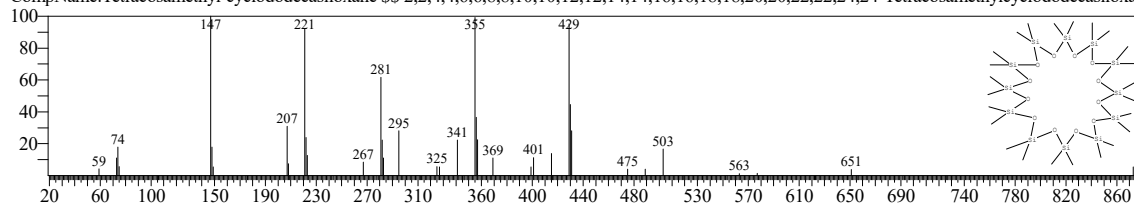
BG Mode:Calc. from Peak Group 1 - Event 1 Q3 Scan



Hit#:1 Entry:46368 Library:NIST20M2.lib

SI:83 Formula:C₂₄H₇₂O₁₂Si₁₂ CAS:18919-94-3 MolWeight:888 RetIndex:2480

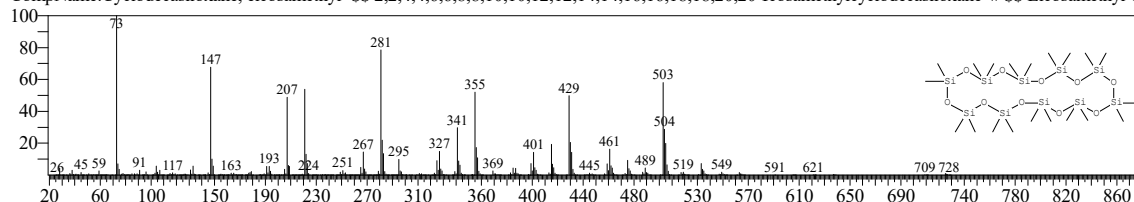
CompName:Tetracosamethyl-cyclododecasiloxane \$\$ 2,2,4,4,6,6,8,8,10,10,12,12,14,14,16,16,18,18,20,20,22,22,24,24-Tetracosamethylcyclododecasiloxane



Hit#:2 Entry:45685 Library:NIST20M2.lib

SI:82 Formula:C₂₀H₆₀O₁₀Si₁₀ CAS:18772-36-6 MolWeight:740 RetIndex:2067

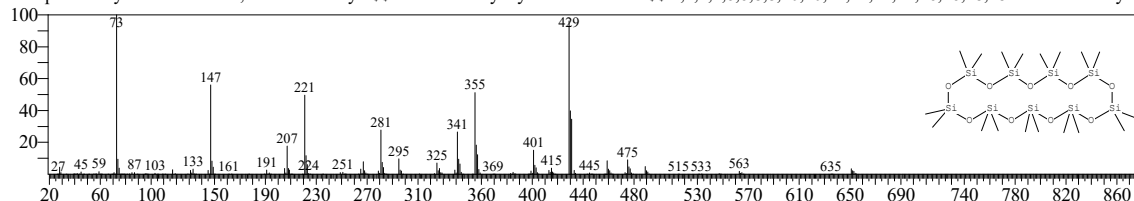
CompName:Cyclododecasiloxane, eicosamethyl- \$\$ 2,2,4,4,6,6,8,8,10,10,12,12,14,14,16,16,18,18,20,20-Icosamethylcyclododecasiloxane # \$\$ Eicosamethyl-cyclododecasiloxane



Hit#:3 Entry:44570 Library:NIST20M2.lib

SI:80 Formula:C₁₈H₅₄O₉Si₉ CAS:556-71-8 MolWeight:666 RetIndex:1860

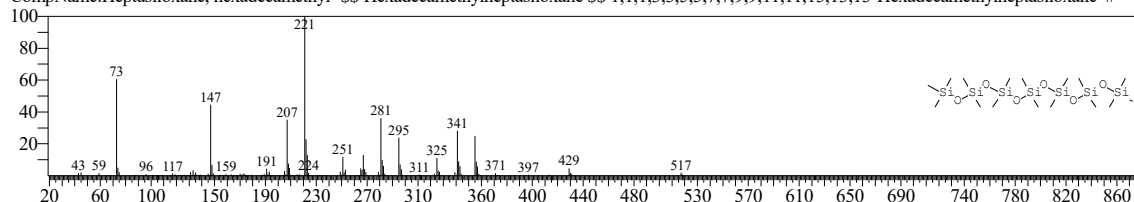
CompName:Cyclononasiloxane, octadecamethyl- \$\$ Octadecamethyl-cyclononasiloxane \$\$ 2,2,4,4,6,6,8,8,10,10,12,12,14,14,16,16,18,18-Octadecamethylcyclononasiloxane



Hit#:4 Entry:43312 Library:NIST20R.lib

SI:73 Formula:C₁₆H₄₈O₆Si₇ CAS:541-01-5 MolWeight:532 RetIndex:1437

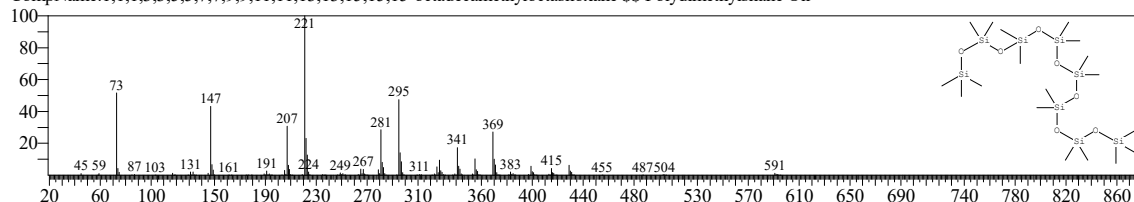
CompName:Heptasiloxane, hexadecamethyl- \$\$ Hexadecamethylheptasiloxane \$\$ 1,1,1,3,3,5,5,7,7,9,9,11,11,13,13,13-Hexadecamethylheptasiloxane #



Hit#:5 Entry:42942 Library:NIST20M2.lib

SI:72 Formula:C₁₈H₅₄O₇Si₈ CAS:556-69-4 MolWeight:606 RetIndex:1622

CompName:1,1,1,3,3,5,5,7,7,9,9,11,11,13,13,15,15-octadecamethyloctasiloxane \$\$ Polydimethylsilane Oil



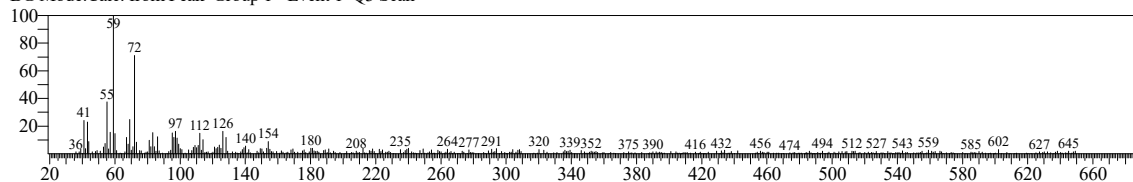
TNAU

<< Target >>

Line#:19 R.Time:44.155(Scan#:7832) MassPeaks:411

RawMode:Averaged 44.150-44.160(7831-7833) BasePeak:59.05(1584)

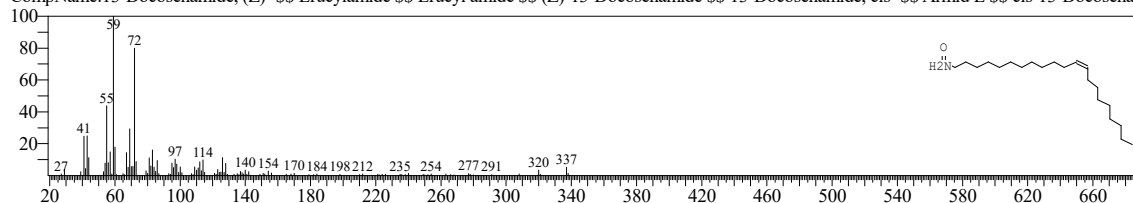
BG Mode:Calc. from Peak Group 1 - Event 1 Q3 Scan



Hit#:1 Entry:38689 Library:NIST20R.lib

SI:88 Formula:C22H43NO CAS:112-84-5 MolWeight:337 RetIndex:2625

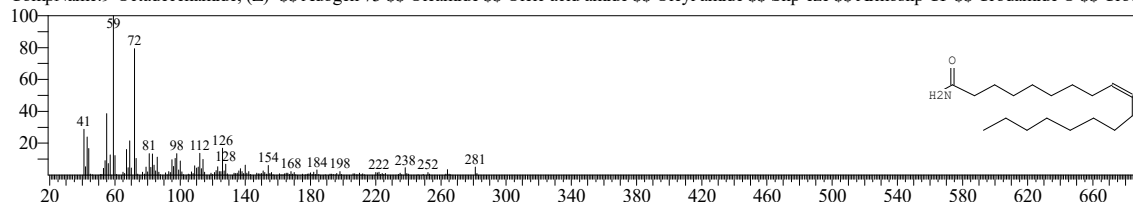
CompName:13-Docosenamide, (Z)- \$\$ Erucylamide \$\$ Erucyl amide \$\$ (Z)-13-Docosenamide \$\$ 13-Docosenamide, cis- \$\$ Armid E \$\$ cis-13-Docosenan



Hit#:2 Entry:34121 Library:NIST20R.lib

SI:88 Formula:C18H35NO CAS:301-02-0 MolWeight:281 RetIndex:2228

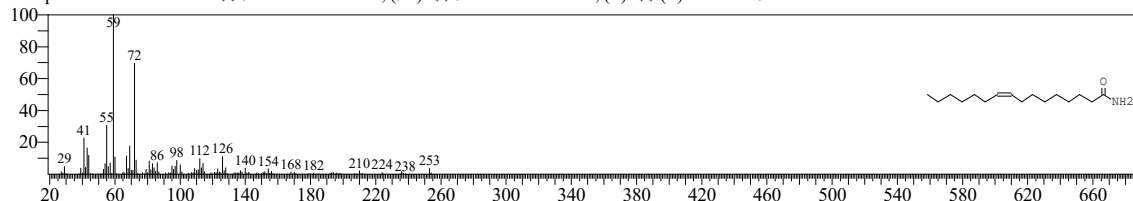
CompName:9-Octadecenamide, (Z)- \$\$ Adogen 73 \$\$ Oleamide \$\$ Oleic acid amide \$\$ Oleyl amide \$\$ Slip-eze \$\$ Armoslip CP \$\$ Crodamide O \$\$ Crode



Hit#:3 Entry:108453 Library:NIST20M1.lib

SI:85 Formula:C16H31NO CAS:106010-22-4 MolWeight:253 RetIndex:2029

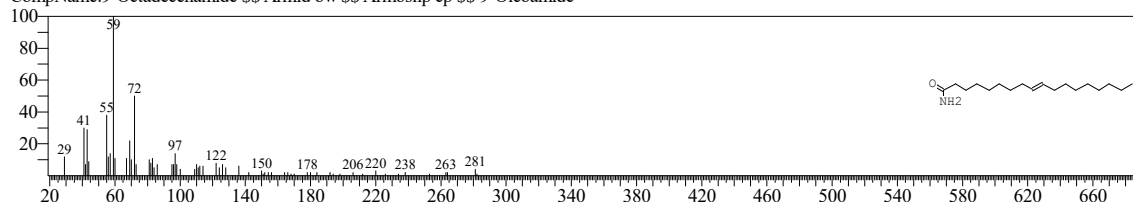
CompName:Palmitoleamide \$\$ 9-Hexadecenamide, (9Z)- \$\$ 9-Hexadecenamide, (Z)- \$\$ (Z)-Hexadec-9-enamide



Hit#:4 Entry:140706 Library:NIST20M1.lib

SI:82 Formula:C18H35NO CAS:3322-62-1 MolWeight:281 RetIndex:2228

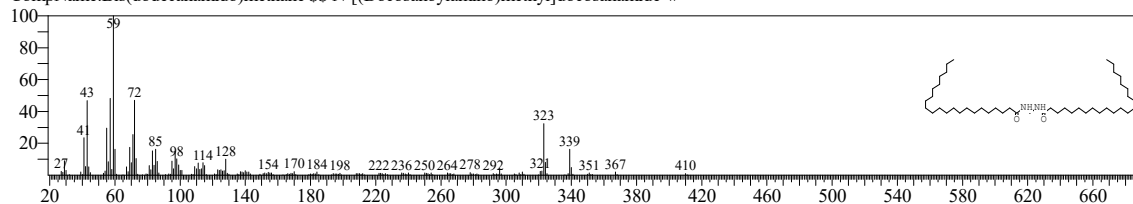
CompName:9-Octadecenamide \$\$ Armid ow \$\$ Armoslip cp \$\$ 9-Oleoamide



Hit#:5 Entry:45057 Library:NIST20M2.lib

SI:77 Formula:C45H90N2O2 CAS:10436-15-4 MolWeight:690 RetIndex:5295

CompName:Bis(dodecanamido)methane \$\$ N-[(Docosanoylamino)methyl]docosanamide #



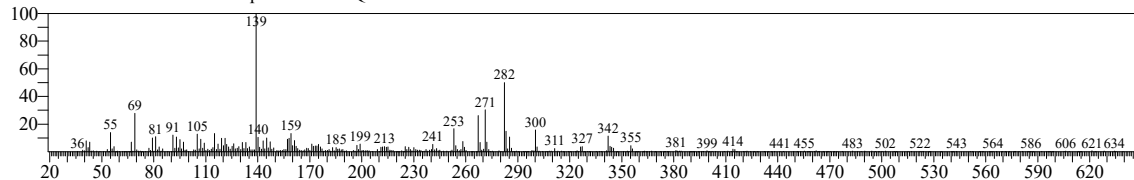
TNAU

<< Target >>

Line#:20 R.Time:45.600(Scan#:8121) MassPeaks:392

RawMode:Averaged 45.595-45.605(8120-8122) BasePeak:139.10(6556)

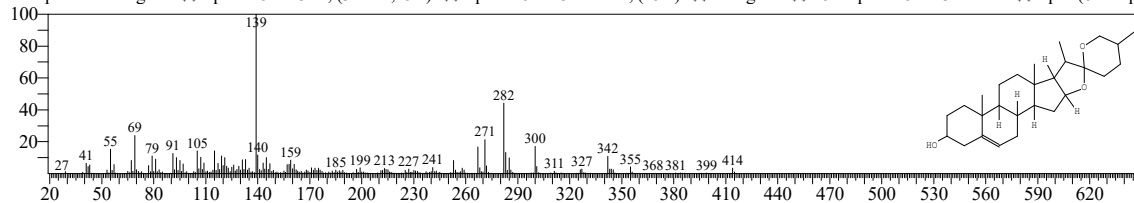
BG Mode:Calc. from Peak Group 1 - Event 1 Q3 Scan



Hit#:1 Entry:8297 Library:NIST20M2.lib

SI:91 Formula:C27H42O3 CAS:512-04-9 MolWeight:414 RetIndex:2844

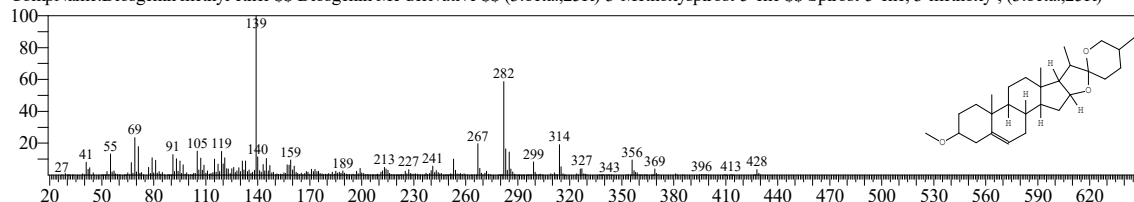
CompName:Diosgenin \$\$ Spirost-5-en-3-ol, (3.beta.,25R)- \$\$ Spirost-5-en-3.beta.-ol, (25R)- \$\$ Nitrogenin \$\$ 25D-spirost-5-en-3.beta.-ol \$\$ Spiro(8H-nap



Hit#:2 Entry:14852 Library:NIST20M2.lib

SI:82 Formula:C28H44O3 CAS:116292-24-1 MolWeight:428 RetIndex:2793

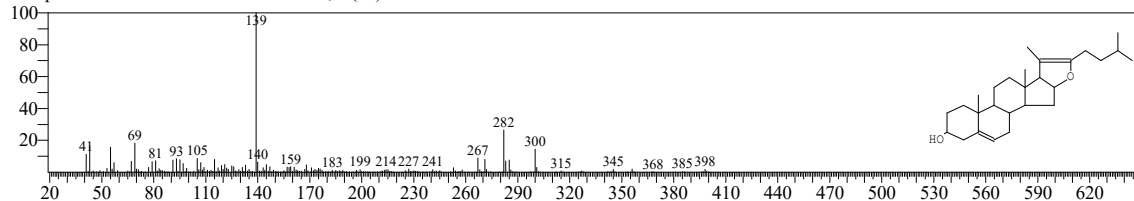
CompName:Diosgenin methyl ether \$\$ Diosgenin Me derivative \$\$ (3.beta.,25R)-3-Methoxyspirost-5-ene \$\$ Spirost-5-ene, 3-methoxy-, (3.beta.,25R)-



Hit#:3 Entry:41561 Library:NIST20R.lib

SI:81 Formula:C27H42O2 CAS:32277-73-9 MolWeight:398 RetIndex:2713

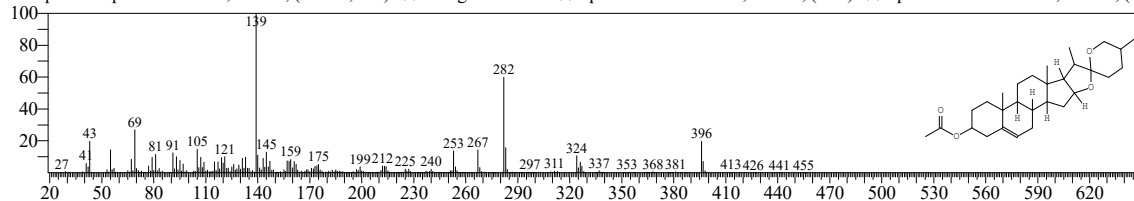
CompName:Des-N-solasodine \$\$ Furosta-5,20(22)-dien-3-ol #



Hit#:4 Entry:24878 Library:NIST20M2.lib

SI:79 Formula:C29H44O4 CAS:1061-54-7 MolWeight:456 RetIndex:2984

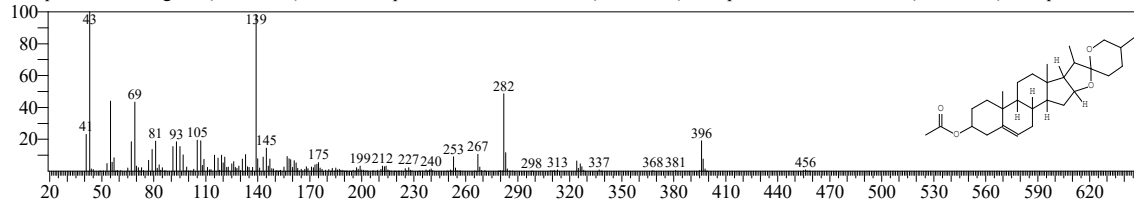
CompName:Spirost-5-en-3-ol, acetate, (3.beta.,25R)- \$\$ Diosgenin acetate \$\$ Spirost-5-en-3.beta.-ol, acetate, (25R)- \$\$ Spirost-5-en-3.beta.-ol, acetate, (2



Hit#:5 Entry:42677 Library:NIST20R.lib

SI:75 Formula:C29H44O4 CAS:1180-12-7 MolWeight:456 RetIndex:2984

CompName:Neodiosgenin (3.beta.,25S) acetate \$\$ Spirost-5-en-3-ol, 3-acetate, (3.beta.,25S)- \$\$ Spirost-5-en-3-ol, acetate, (3.beta.,25S)- \$\$ Spirost-5-en-3



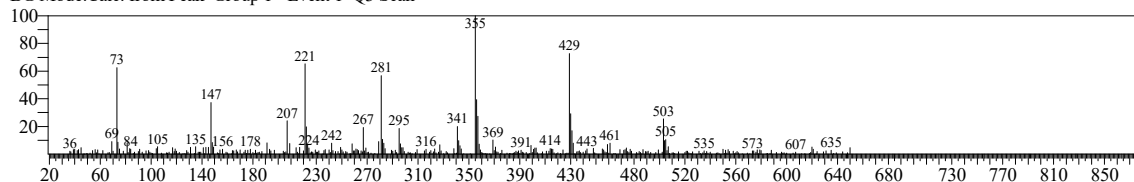
TNAU

<< Target >>

Line#:21 R.Time:45.765(Scan#:8154) MassPeaks:369

RawMode:Averaged 45.760-45.770(8153-8155) BasePeak:355.00(886)

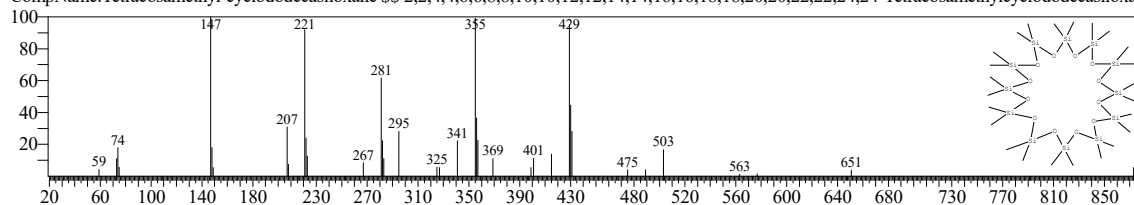
BG Mode:Calc. from Peak Group 1 - Event 1 Q3 Scan



Hit#:1 Entry:46368 Library:NIST20M2.lib

SI:78 Formula:C₂₄H₇₂O₁₂Si₁₂ CAS:18919-94-3 MolWeight:888 RetIndex:2480

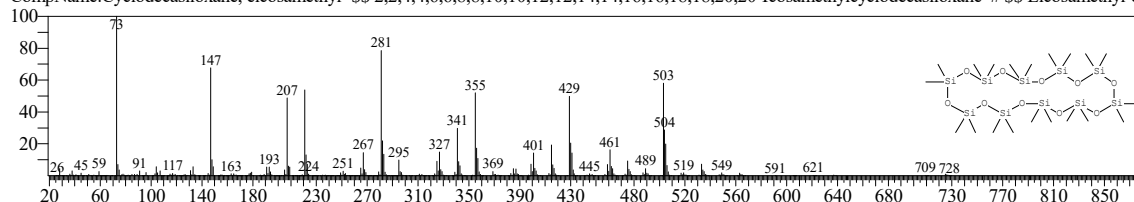
CompName:Tetracosamethyl-cyclododecasiloxane \$\$ 2,2,4,4,6,6,8,8,10,10,12,12,14,14,16,16,18,18,20,20,22,22,24,24-Tetracosamethylcyclododecasiloxane



Hit#:2 Entry:45685 Library:NIST20M2.lib

SI:76 Formula:C₂₀H₆₀O₁₀Si₁₀ CAS:18772-36-6 MolWeight:740 RetIndex:2067

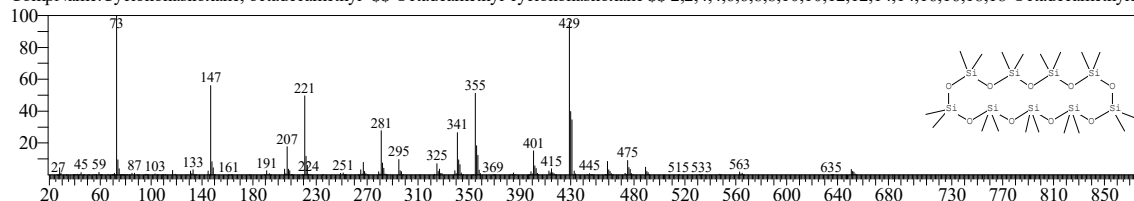
CompName:Cyclodecasiloxane, eicosamethyl- \$\$ 2,2,4,4,6,6,8,8,10,10,12,12,14,14,16,16,18,18,20,20-Icosamethylcyclodecasiloxane # \$\$ Eicosamethyl-cyclodecasiloxane



Hit#:3 Entry:44570 Library:NIST20M2.lib

SI:75 Formula:C₁₈H₅₄O₉Si₉ CAS:556-71-8 MolWeight:666 RetIndex:1860

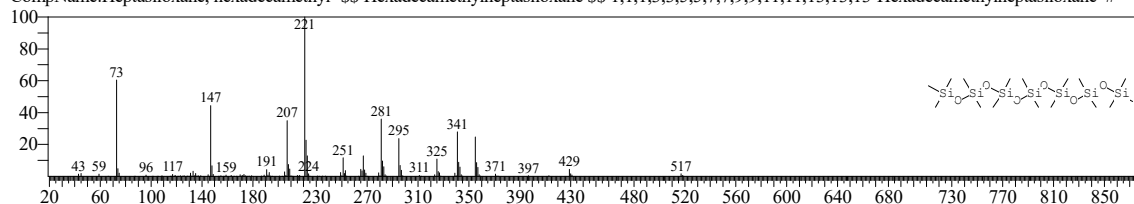
CompName:Cyclononasiloxane, octadecamethyl- \$\$ Octadecamethyl-cyclononasiloxane \$\$ 2,2,4,4,6,6,8,8,10,10,12,12,14,14,16,16,18,18-Octadecamethylcyclononasiloxane



Hit#:4 Entry:43312 Library:NIST20R.lib

SI:71 Formula:C₁₆H₄₈O₆Si₇ CAS:541-01-5 MolWeight:532 RetIndex:1437

CompName:Heptasiloxane, hexadecamethyl- \$\$ Hexadecamethylheptasiloxane \$\$ 1,1,1,3,3,5,5,7,7,9,9,11,11,13,13,13-Hexadecamethylheptasiloxane #



Hit#:5 Entry:402 Library:OA TMS DB5 67min V3.lib

SI:59 Formula:C₂₀H₄₂O₄Si₄ CAS:775-01-9 MolWeight:458 RetIndex:1942

CompName:3,4-Dihydroxymandelic acid-4TMS ; 2-(3,4-dihydroxyphenyl)-2-hydroxyacetic acid

